

**OSCULATI**



 **ALL NEWS**  
**2025**

# MASTER CATALOGUE 2025

Available from March

*Request it  
from your  
local sales  
representative!*

  
OSCULATI

Glast deat 40155 24

0707



OSCULATI

CATALOGUE

# A sea of possibilities, a compass to guide you:

## AEmilio

How can you help me?

I can assist you with technical information, purchase support, after-sales services, and much more regarding Osculati products.



Try it now!



World's first AI trained specifically for the pleasure boating sector



All languages



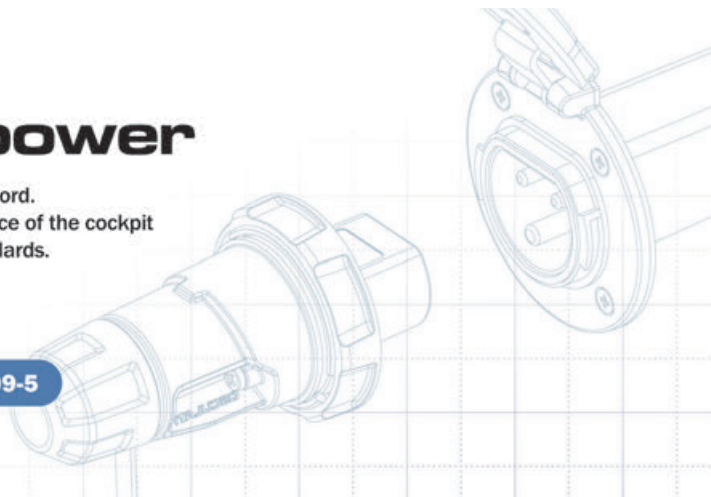
### NEWEST

This icon indicates our newly-added products



# Cruiser Shore power

Marine plug and socket for 16A/32A - 230V shore power cord.  
Simple and compact design for easy installation in any place of the cockpit  
In compliance with the IEC 60309-5 European safety standards.




## Cruiser 16A socket and plug



16A	IP67	IEC 60309-5
-----	------	-------------

Marine plug and socket for 16A - 230V shore power cord.  
Made of PA6, fitted with high energy efficiency contacts and IP67 cover.  
Plug designed for ergonomic grip, fastened to the boat socket through a rotating bezel. IP67 watertight closure. A rubber cap ensures IP44 tightness when unplugged.  
Simple and compact design for easy installation in any corner of the cockpit  
In compliance with the IEC 60309-5 European safety standards.

Code	Description	Colour	Lid material	IP
14.416.01	Socket	white	Pa6	IP67
14.416.11	<b>New</b> Socket	white	Stainless steel	IP67
14.416.21	<b>New</b> Socket	black	Stainless steel	IP67
14.416.40	<b>New</b> Socket	black	Pa6	IP67
14.416.02	plug	blue	Pa6	IP44 / IP67



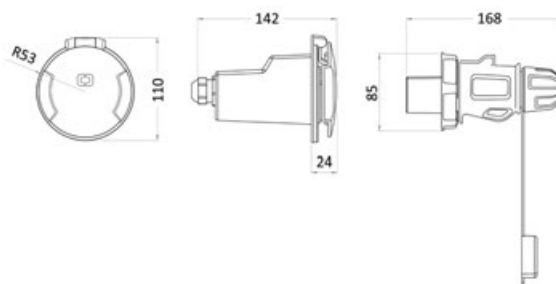
## Cruiser 32A plug and socket



32A	IP67	IEC 60309-5
-----	------	-------------

Nautical socket and plug for 32A - 230V shore power cable. Made of PA6, equipped with high energy efficiency contacts and an IP67 closure cap. The plug is designed to ensure an ergonomic grip, and the rotating ring allows it to be securely fastened to the boat's socket with an IP67 watertight seal, while the rubber cap ensures an IP44 seal when not connected. The clean design and compact dimensions allow for convenient installation of the socket anywhere in the cockpit.  
Compliant with European safety standards IEC 60309-5.

Code	Description	Colour	Lid material	IP
14.432.01	Socket	white	Pa6	IP67
14.432.40	<b>New</b> Socket	black	Pa6	IP67
14.432.02	plug	blue	Pa6	IP44 / IP67



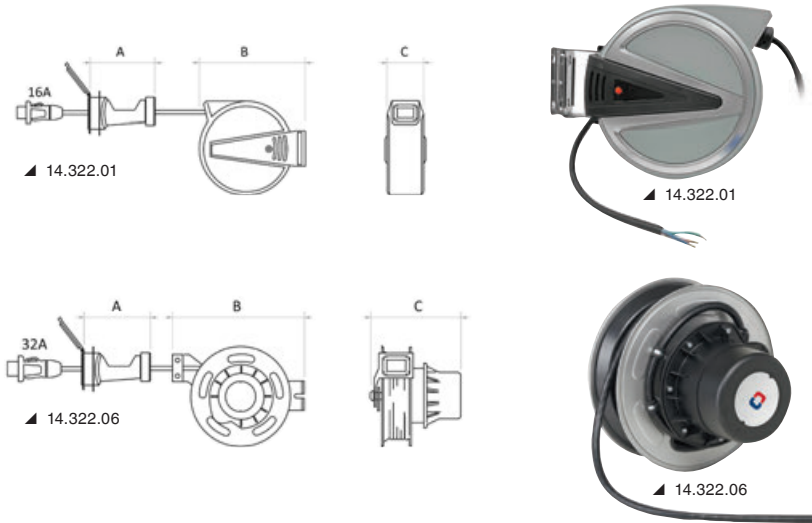


**Retractable electric cable**

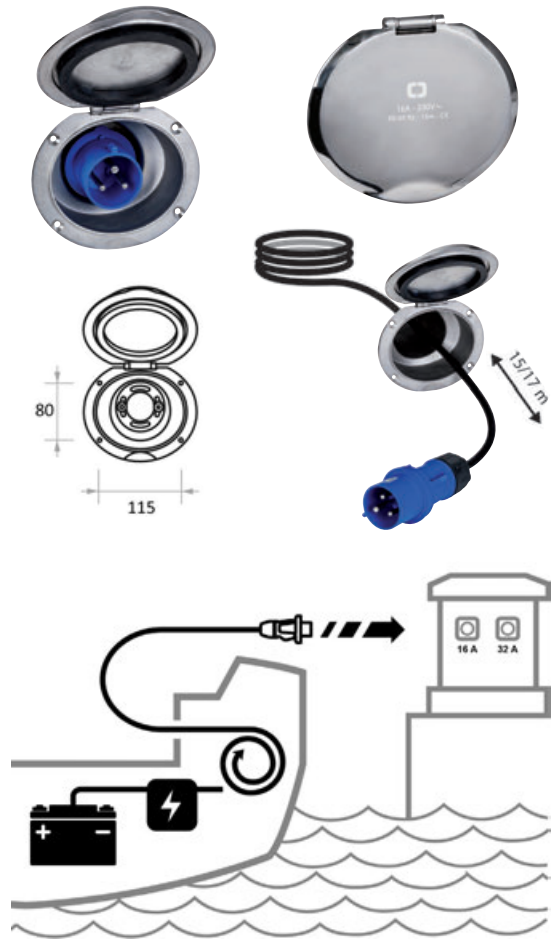
**IP44      AISI 316      AUTOMATIC ROLLABLE**

Innovative electrical cable dock system. Hull hidden installation.  
 Thanks to an automatic retractable dispenser the electrical cable is drawn from a box and directly connected to the dock pillar.  
 To stow the cable, just unlock the seal and wait for the retractor to automatically rewind the extracted cable.  
 Once the cable is stowed away, the system disappears inside the hull into an elegant mirror-polished stainless steel box that ensures IP44 airtight seal.  
 The alignment between the winder and the bush can be oriented in any direction with a maximum recommended angle of 80°.  
 Available in two versions with different cable capacities of 16A and 32A.  
 Internal winder supplied with adjustable mounting brackets.

Code	Description	A	Cable length m	Cable cross-section mm <sup>2</sup>	V	A mm	B mm	C mm
14.322.01	3P plug	16	15	3x2.5	230	220	400	150
14.322.06	3P plug	32	17	3x4	230	220	460	340



**OSCOLATI**



**Dock cable with braid and Cruiser plug**

**16A      ROPE FEELING**

The electrical cable is sheathed in a special polyester cover for wear protection and nautical look. Equipped with a 16A Cruiser plug, boat side and a three-pole industrial plug, dock side.

Code	Length m	A	Ø outer cable mm	Cable cross-section mm <sup>2</sup>	Dockside plug
14.416.60	10	16	12.4	2.5	14.335.01
14.416.61	15	16	12.4	2.5	14.335.01



**OSCOLATI**



**Cruiser dock cable and plug**

**16A      IP67      IEC 60309-5**

Code	Length m	A	Ø outer cable mm	Cable cross-section mm <sup>2</sup>	Dockside plug
14.416.10	10	16	11.2	2.5	no
14.416.15	15	16	11.2	2.5	no
14.416.20	10	16	11.2	2.5	14.335.01 (16A)
14.416.25	15	16	11.2	2.5	14.335.01 (16A)
14.432.10 <b>New</b>	10	32	14	3x4	no
14.432.15 <b>New</b>	15	32	14	3x4	no
14.432.20 <b>New</b>	10	32	14	3x4	14.335.02 (32 A)
14.432.25 <b>New</b>	15	32	14	3x4	14.335.02 (32 A)

**OSCOLATI**



**NEWEST**

**Complete set for 220V 16A system**



16A	IP67	IEC 60309-5	NO TOOL
-----	------	-------------	---------

Complete 220V boat power supply set for dock charging column.  
 The kit includes Cruiser electrical socket for boat installation, 16A wired electrical panel with **magnetohermic circuit breaker**, Schuko socket, 3m 3G wiring and a 10m cable for charging column connection.  
 The system is available in four different layouts to choose the socket that best suits the hull color.

Code	Boat socket	16A Panel	Power cable
14.416.70	Pa6 black	14.737.16	14.416.20
14.416.71	Pa6 white	14.737.16	14.416.20
14.416.80	Pa6 black and stainless steel cover	14.737.16	14.416.20
14.416.81	Pa6 white and stainless steel cover	14.737.16	14.416.20

**NEWEST**

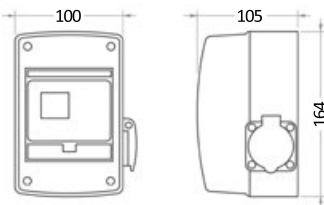
**Electrical panel 16A**



16A	IP65
-----	------

**Code 14.737.16**

Panel for electrical distribution, 16 A – 230 V.  
 Compact white ABS box with IP65 waterproof door, equipped with a life saver, circuit breaker and a 3G cable 3 meters long.  
 Schuko socket with cap on boat side.  
 Easily installed in any positions below deck.



**Light rod with removable wireless base**



WIRELESS	ABYC-C5	LED	CARBON	IP67
----------	---------	-----	--------	------

Removable 360° white light rod with 2NM visibility.

It features a special mounting base that allows operation via a wireless contact, prevents exposed metal contacts and ensures completely watertight seal.

The rod is fixed to the base with a sturdy bayonet fitting. Once stowed, only a small flat disc for attachment is visible on the hull.  
 The base plate is available in two different layouts, one in plastic and the other with stainless steel details.

Code	Length cm	Light colour	Base	Rod	LED included
11.152.01	60	Black plastic	SS	Carbon	12 V - 2.5 W
11.152.02	100	Black plastic	SS	Carbon	12 V - 2.5 W
11.152.11	60	Black plastic	Black plastic	Carbon	12 V - 2.5 W
11.152.12	100	Black plastic	Black plastic	Carbon	12 V - 2.5 W



**Waterfall skin fitting/drain well for transoms**

- REGISTERED DESIGN
- 13° INCLINATION
- FAST INSTALLATION
- ISO 9093

This system ensures the following advantages in a single product:

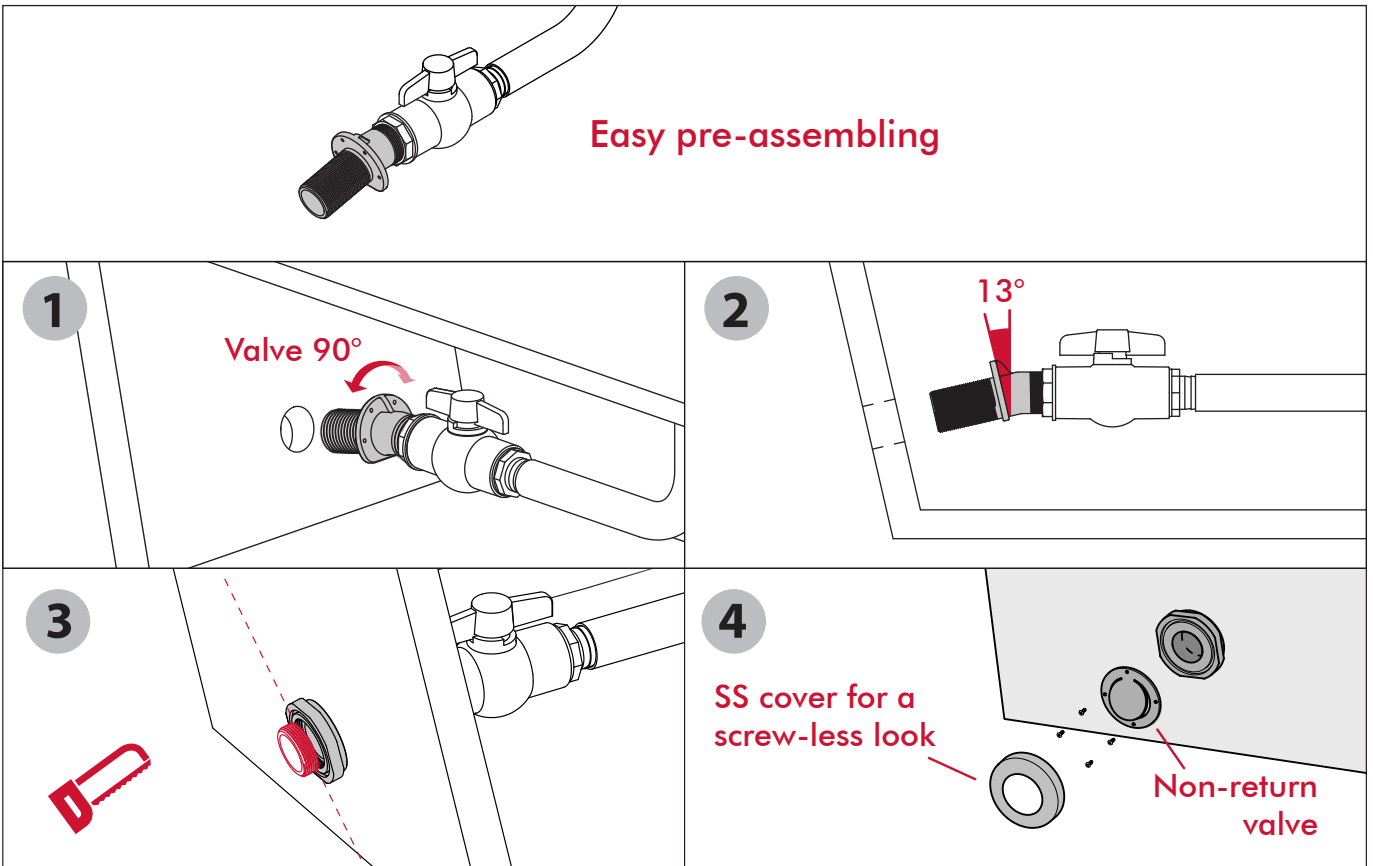
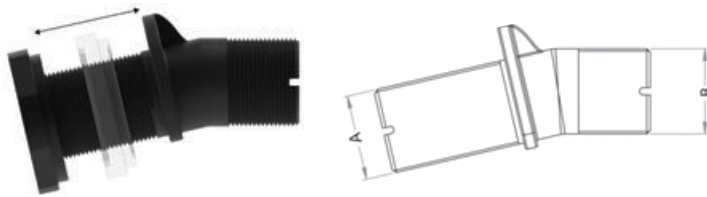
- Easy installation (1 operator only)
- Pre-assembly of the gate valve and hose holder at the workbench (threaded version)
- Locknut for positioning the gate valve in the desired position (threaded version);
- Drainage without unwanted siphon formation thanks to 13° inclination
- Integrated non-return valve in case of reverse
- Stainless steel finishing without visible screws.

**Assembly sequence:**

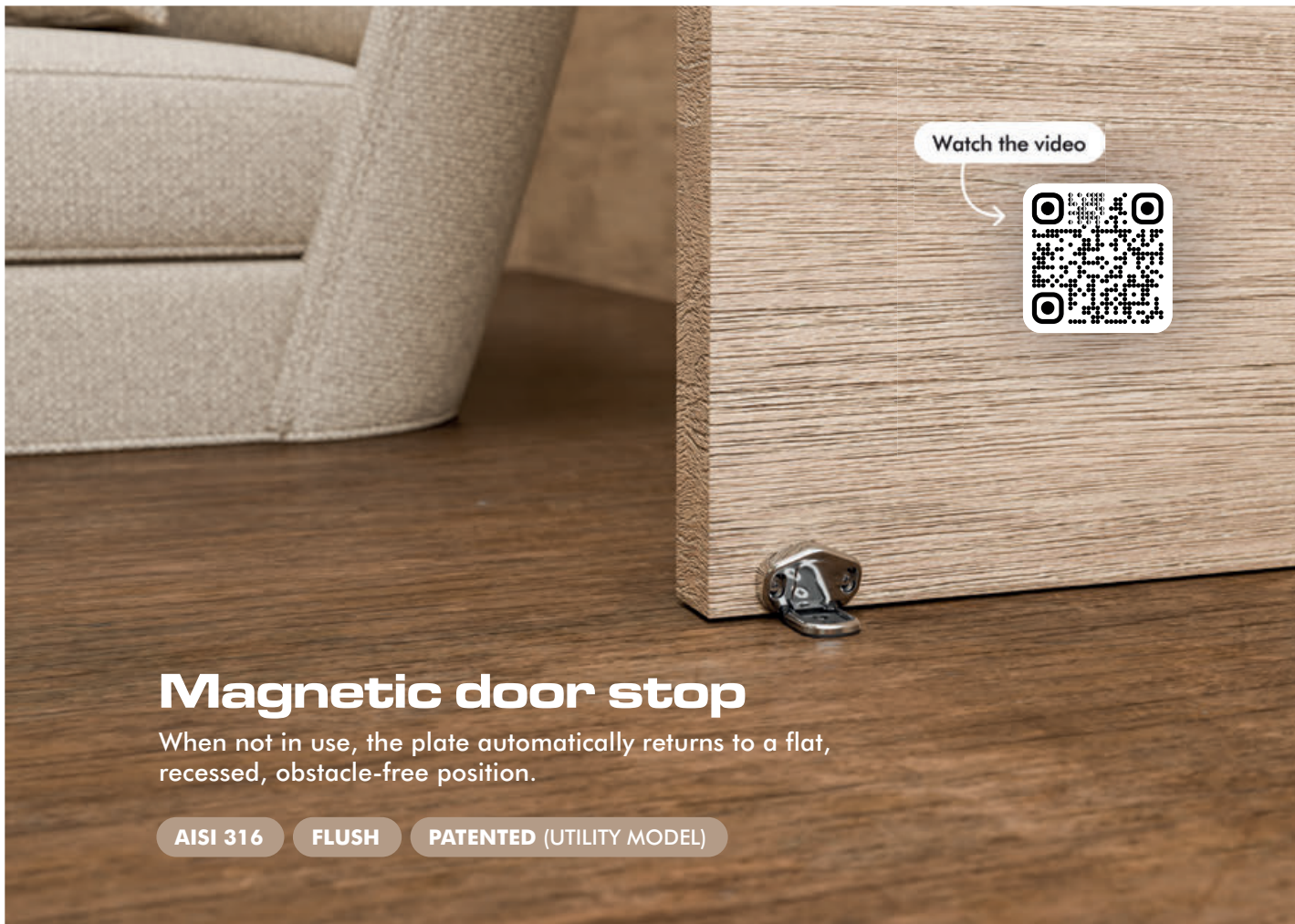
- Workbench pre-assembly of gate valve and hose holder (option to choose valve handle positioning)
- Insertion of the pre-assembled module from inside (optional pre-fixation with self-tapping screws from inside) - end of internal installation;
- Screw tightening of the final fixing nut from outside
- Cutting of the exceeding part
- Non-return valve plate mounting;
- Stainless steel finish clip mounting.

Code	Thread A	Internal connection B	For thick bulkheads (mm)	Net passage mm
17.397.06	1" 1/2 GAS	Hose holder 38 mm	10 - 60	Ø 36
17.398.06	1" 1/2 GAS	Thread 1" 1/2	10 - 60	Ø 36

Made of glass-filled Nylon, ideal for coupling with type 17.233.xx plastic shutters







# Magnetic door stop

When not in use, the plate automatically returns to a flat, recessed, obstacle-free position.

AISI 316 FLUSH PATENTED (UTILITY MODEL)



## Magnetic door stop

AISI 316 FLUSH PATENTED (UTILITY MODEL)

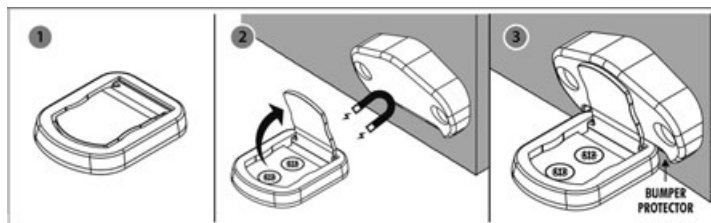
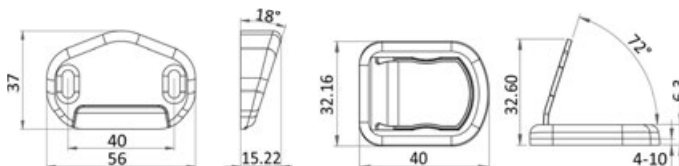
Code 38.155.80

Magnetic doorstop consisting of two components: door block with 18° inclined magnet and ground block with retractable plate.

The magnet lifts the plate when the door is approaching and the block is activated. When not in use, the plate automatically returns to a flat, recessed, obstacle-free position.

Equipped with shock and anti-vibration gaskets and a set of 2 gaskets (2 mm and 4 mm) to adjust the ground block height as required.

For 4 to 10 mm floor height doors stops.



# Deluxe XL pull handle

Large and ergonomic grip.  
Recess-fit mounting.



Watch the video



## Deluxe 2 pull latch


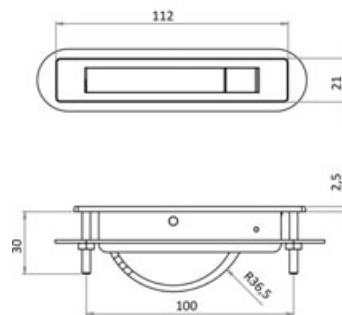
FLUSH

ERGONOMIC

Code 38.511.10

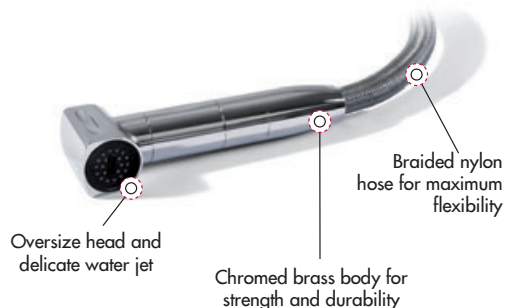
Handle with wide ergonomic grip equipped with automatic pull-out system and snap lock.  
For recess-fit mounting. Fitted with anti-vibration closing system.  
Fixing with M4 studs, no visible screws.

OSCULATI





OSCULATI

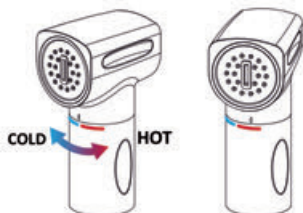


Saturn shower with integrated hot/cold water mixer

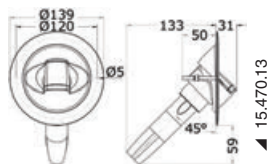
REGISTERED DESIGN / DISEGNO DEPOSITATO

HOT & COLD

Shower with built-in mixer. Flat hidden design. Horizontal or vertical mounting. Shower housing fitted with anti-vibration washer. Hot and cold water setting through rotation of the shower body. Water flow regulation by a push lock button that allows to block the water jet and avoid waste. **Built-in mixer for precise temperature setting and maintaining between openings.**



Code	Mounting	Base material	Base color	Type of fastening	Minimum internal space	Flange diameter	Hose m	OPTIONAL carbon fiber shower rod
15.470.01	Horizontal	ABS plastic	white	Locknut	230	84	4	15.480.29
15.470.02	Horizontal	ABS plastic	chromed	Locknut	230	84	4	15.480.29
15.470.04 <b>New</b>	Horizontal	ABS plastic	black	Locknut	230	84	4	15.480.29
15.470.11	Vertical	ABS plastic	white	Bonding	160	120	4	15.480.29
15.470.12	Vertical	ABS plastic	chromed	Bonding	160	120	4	15.480.29
15.470.13 <b>New</b>	Vertical	Stainless steel	Glossy	Studs	160	140	4	15.480.29
15.470.14 <b>New</b>	Vertical	ABS plastic	black	Bonding	160	120	4	15.480.29



▲ 15.470.13



▲ 15.470.14



OSCULATI



▲ 15.471.02  
▲ 15.470.02



▲ 15.471.12  
▲ 15.470.12

Saturn cold-water shower

REGISTERED DESIGN / DISEGNO DEPOSITATO

ONLY COLD

Flat hidden design. Horizontal or vertical mounting. Shower housing fitted with anti-vibration washer. The flow is adjusted by touching a push lock button that blocks the water jet and prevents waste.

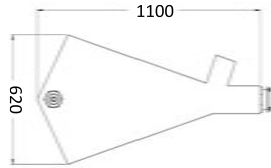
Code	Mounting	Base material	Base color	Type of fastening	Minimum internal space	Flange diameter	Hose m	OPTIONAL carbon fiber shower rod
15.471.01	Horizontal	ABS plastic	white	Locknut	230	84	4	15.480.29
15.471.02	Horizontal	ABS plastic	Chrome Grey	Locknut	230	84	4	15.480.29
15.471.04 <b>New</b>	Horizontal	ABS plastic	black	Locknut	230	84	4	15.480.29
15.471.11	Vertical	ABS plastic	white	Bonding	160	120	4	15.480.29
15.471.12	Vertical	ABS plastic	Chrome Grey	Bonding	160	120	4	15.480.29
15.471.13 <b>New</b>	Vertical	Stainless steel	Glossy	Studs	160	140	4	15.480.29
15.471.14 <b>New</b>	Vertical	ABS plastic	black	Bonding	160	120	4	15.480.29



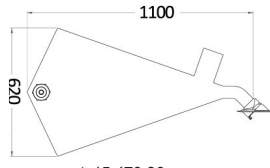
**PVC bag for Saturn shower**

PVC bag for hose collection and Saturn shower drainage. Ø 16mm hose holder to drain any water infiltrations.  
Easily installed on the back of the Saturn shower base using a metal strap.  
The two metal rings on the base of the bag allow it to be secured to the hull in the desired position.

Code	To be used with Saturn shower	Codes	Mounting
15.470.90	Vertical mounting base	15.470.11/12 15.471.11/12	with metal strap fixed on the base
15.470.91 <b>New</b>	Horizontal mounting base	15.470.01/02 15.471.01/02	with special ring nut and metal strap



▲ 15.470.91



▲ 15.470.90

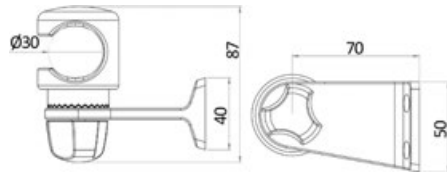


**Bulkhead mount bracket for stainless steel showers**

AISI 316

Bulkhead mount bracket, adjustable tilt. Made of polished 316 stainless steel. Available in a universal version and a specific version for Saturn showers.

Code	Version	Bracket dimensions mm	Fixing
15.485.01	Universal	89 x 40 x 70	Screws M5
15.485.02	For Saturn	89 x 40 x 70	Screws M5



OSCULATI



**SATURN**  
no more chills, just chill out

15.470.xx - Shower with hot/cold water built-in mixer

Discover more!



**New Stainless Steel Base**



**Cold water only**  
Code 15.471.xx

OSCULATI



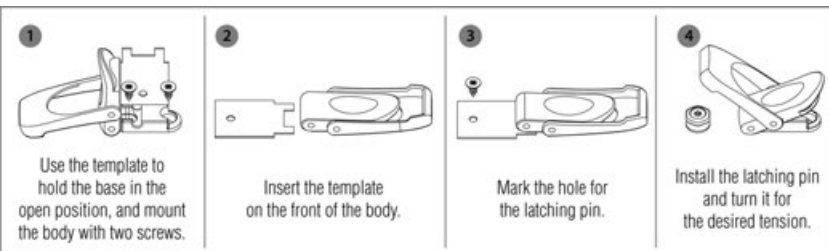
Fully flush when not in use

Stainless steel toggle fastener suitable for trunks and hatches

FULLY FLUSH OPEN AND CLOSE

Mirror-polished AISI 316 stainless steel lever closure, designed to fit various applications and ensure the closure of any hatch.  
 The locking pin with eccentric hole can be rotated to achieve the desired closing tension. Once installed, the device has a flush design with ergonomic handle for easier use. When open, the closing hook rotates at 180° and doesn't exceed the handle overall dimensions thus preventing to be hit by mistake.  
 It includes a PVC template for easier installation.

Code	←→  mm			Screw size
	A	B	C	
38.213.00	80	26	13	M4
38.213.01	100	32	16	M5



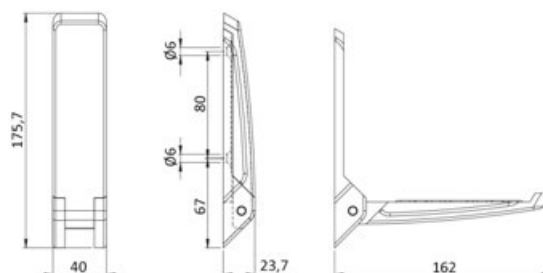
OSCULATI



Specter foldable step

MAGNETIC LOCK

**Code 59.807.00**  
 Wide foldable step with non-slip grip made of CNC machined aluminum. Bright silver anodized finish. Magnetic closing and locking system. EPDM gasket for closure cushioning. The step can be attached to the mast or any flat surface using 2 M6 screws (not provided)



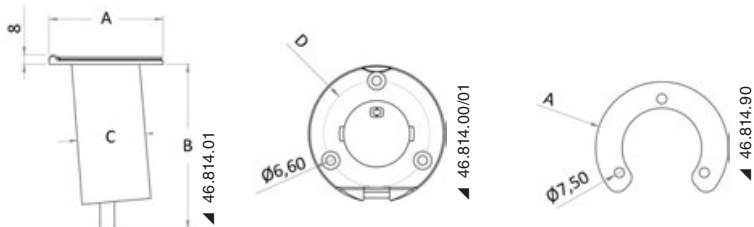
OSCULATI



Recessed bushing for carbon pole with hinge cover


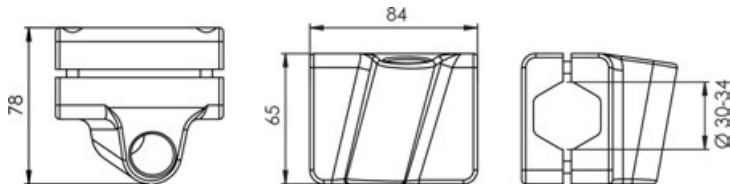
Made of stainless steel with locking hasp and staple, locking seal and mounting counterflange - 46.814.90.  
 Water drainage setup for a Ø 12 mm pipe, including mounting counterflange (code 46.814.90). The closure discreetly protects the glass when not in use. It is possible to customize the cap with a logo upon request.

Code	For poles of Ø mm	Description	←→  mm			
			A	B	C	D
46.814.00	38	Recess-fit bushing, straight	95	141.5	56	74
46.814.01	38	6° angled recessed bushing	95	141.5	56	74
46.814.90	38	Extra mounting counterflange	100	-	-	-



**Mounting base on stainless steel pulpit Mickey system**

**Code 46.825.10**  
 Stainless steel AISI 316 bushing to be fixed where the pulpit crosses the support arm (to prevent bushing rotation).  
 Adaptable to pulpits with diameters from 30 to 34 mm and support arm diameters from 25 to 28 mm.  
 Accommodates a pulpit joint angle from 90° to 45°.  
 Designed with a 15° angle towards the bow or stern and a 12° outward tilt of the vessel to create a self-tensioning system and maximise the size of the awning (Screws included).



**Bow roller + Trefoil® anchor with anti-water plate**

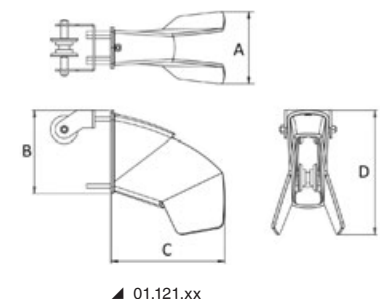
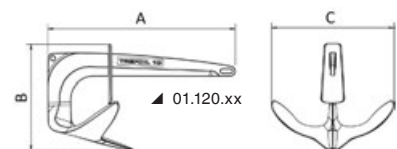
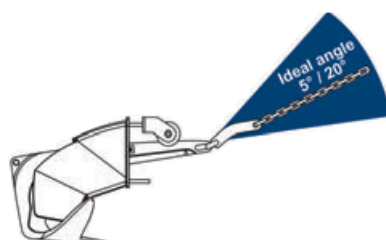
AISI 316 SELF LAUNCHING

Bow roller for anchor with coupling plate for perfect closure of the hull hole. This system makes the plate strike against the roller preventing water from leaking into the forepeak. The roller is designed to match the Trefoil anchor for a combination of high-level products in style and performance. The system can be easily installed by 4 studs behind the roller and is fitted with two sheaves for smooth sliding of the chain. Entirely made of mirror-polished AISI 316 stainless steel. It is recommended to install it on the chain by means of the Twist joint 01.738.01. Windlass ideal pull angle at 5° / 20° from the roller horizontal axis.

Code	Description	←→  mm				kg	Matching
		A	B	C	D		
01.120.07	Trefoil anchor 7.5 kg	535	230	352	-	7.5	01.121.07
01.120.10	Trefoil anchor 10 kg	588	331	383	-	10	01.121.10
01.120.15 <b>New</b>	Trefoil anchor 15 kg	650	348	430	-	15	01.121.10
01.120.20	Trefoil anchor 20 kg	702	370	468	-	20	01.121.20
01.121.07	Bow roller 7.5 kg	150	168	232	322	6.3	01.120.07
01.121.10	Bow roller 10 kg	117	203	279	305	9.3	01.120.10/15
01.121.20	Bow roller 20 kg	206	224	270	254	12.6	01.120.20



▲ Video





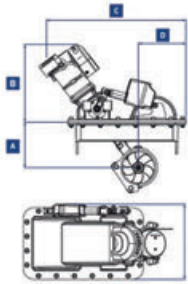
## LEWMAR retractable thruster systems



The range of Lewmar retractable thrusters has been developed in collaboration with shipowners, following their requests and needs. The installation process has been studied in detail while maintaining the typical elements of Lewmar TT thruster series. Our thrusters provide the same pull in both directions to ensure maximum control and maneuverability. The entire series has been repeatedly tested to guarantee efficient, reliable, and easy-to-manage operation.



### NEWEST



### LEWMAR retractable thrusters

The patented "shortened pin" system minimizes inside space requirements but allows for maximum water exposure of the propeller. It comes with a fibreglass flange for easy installation on all sizes to be adjusted according to the hull shape. Fibreglass sturdy construction. Automatic self-retraction after 5 minutes inactivity.

Code	Model	Tunnel Ø mm	Motor		No of propellers	Thrust kgF	For hulls m	Dimen-sions A	Dimen-sions B	Dimen-sions C	Dimen-sions D	Dimen-sions E	kg
			V	kW/HP									
02.053.06	185TT5.0	185	12	5.0/6.7	1	82	12-15	220	385	690	242	346	53.4
02.053.07	185TT5.0	185	24	5.0/6.7	1	82	12-15	220	385	710	242	346	51.4
02.053.09	185TT6.0	185	12	6.0/8.0	1	97	15-18	220	410	710	242	346	53
02.053.10	185TT6.0	185	24	6.0/8.0	1	97	15-18	220	410	730	242	346	51.5
02.053.12	250TT8.0	250	24	8.0/10.8	2*	140	18-21	303	505	940	306	468	107

\* Counter-rotating thrusters

### NEWEST



### LEWMAR V6 Low/High Winch (2000 W)

**AISI 316**

- High-power worm gearbox.

**PATENT**

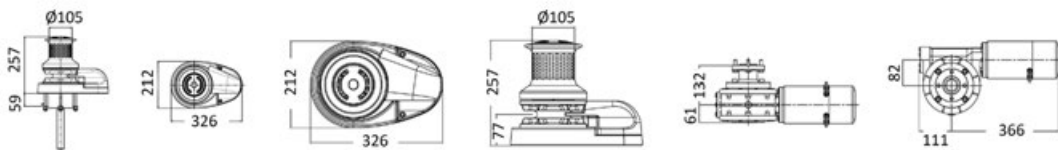
- Modern design.

- AISI316 stainless steel deck unit.

- ready to fit chain counter sensor.

- IP68 waterproof unit.

Winch complete with external unit, motor, remote switch and gypsy	Version	Motor		Gypsy Ø chain mm	Pull kg		Line speed m/min		Current draw A	Recom-mended circuit breaker A	For boats	Single parts				
		V	W		max	contin-uous	max	contin-uous				kg	Only gypsy	Only solenoid	Only motor /gearbox	Only deck unit
02.565.12	GD	24	2000	12	1850	455	18	4.2	90	150	16 to 22 m	55	02.539.12	02.590.04	02.536.24	02.533.02
02.565.14	GD	24	2000	14	1850	455	18	4.2	90	150	16 to 22 m	55	02.539.14	02.590.04	02.536.24	02.533.02
02.566.12 <b>New</b>	GO	24	2000	12	1850	455	18	4.2	90	150	16 to 22 m	55	02.539.12	02.590.04	02.536.24	02.533.04
02.566.14 <b>New</b>	GO	24	2000	14	1850	455	18	4.2	90	150	16 to 22 m	55	02.539.14	02.590.04	02.536.24	02.533.04



### MZ ELECTRONIC Meter Panel



Compact meter counter, easy to install and compatible with any windlass. Measurements in meters or feet. To be used in combination with other control up- down equipment (02.315.30 or 14.192.03 + 14.193.14 or similar).

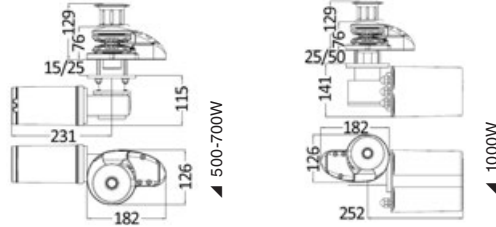
Code	mm	V
02.356.05	65x60	12/24

**ITALWINCH CLS winches**

**AISI 316**

Vertical winches made of AISI 316 stainless steel. Available in a high or low profile version, with different motorisations. Recommended for boats up to 13m. Comes with an integrated meter counter.

GD + gypsy	GO	Motor		Current draw A	Gypsy Ø chain mm	Line Ø mm	Max pull kg	Working load kg	Line speed m/min	kg
		V	W							
02.411.31	02.411.21	12	500	60	6	12	650	90	23	9
02.411.33	02.411.23	12	700	90	6	12	750	100	25	9.5/10.5
02.411.34	02.411.24	12	700	90	8	12	750	100	25	9.5/10.5
02.411.35	02.411.25	12	1000	115	8	14	930	130	26	13/14.5




**ITALWINCH CLP windlass**

**AISI 316**

Vertical axis windlass entirely in AISI316 stainless steel. Available in high or low profile versions, with different motorisations recommended for boats up to 16m. Equipped with a rope tension system and integrated meter counter.

GD + gypsy	GO	Motor		Current draw A	Gypsy Ø chain mm	Line Ø mm	Max pull kg	Working load kg	Line speed m/min	kg
		V	W							
02.414.42	02.414.32	12	1000	115	8	14	1020	130	25	16.7/18.1
02.414.44	02.414.34	24	1000	60	8	14	1060	140	25	16.7/18.1
02.414.46	02.414.36	12	1500	115	10	16	1250	150	26	16.9/18.3
02.414.48	02.414.38	24	1500	60	10	16	1290	160	26	16.9/18.3



**High tenacity Kevlar® and polyester double braid**

Braid peculiarities: extremely high breaking load, excellent mechanical performance and extremely resistant to abrasion. The extremely high resistance to high temperatures of aramid fibres (Kevlar), makes the braids the ideal choice for high-speed manoeuvres.


yellow-grey	yellow-red	Ø mm	Breaking load kg	m
06.411.06GR	06.411.06RO	6	2000	200
06.411.08GR	06.411.08RO	8	3200	200
06.411.10GR	06.411.10RO	10	4800	150
06.411.12GR	06.411.12RO	12	6100	100



**Floating levilene braid**

High tenacity. Easy to handle. Sold in reels.

white	grey	lime fluo	black	white-orange	orange	Ø mm	Breaking load kg	m
06.445.06BI	-	-	06.445.06NE	-	06.445.06AR	6	200	200
-	-	06.445.07LI	-	06.445.07BA	-	7.5	300	200
06.445.08BI	-	-	06.445.08NE	-	06.445.08AR	8	350	200
06.445.10BI	-	-	06.445.10NE	-	06.445.10AR	10	600	200
06.445.12BI	06.449.12	-	06.445.12NE	-	06.445.12AR	12	800	200
06.445.14BI	06.449.14	-	06.445.14NE	-	-	14	900	130
06.445.16BI	06.449.16 <b>New</b>	-	06.445.16NE	-	-	16	1000	100




**All Round high tenacity polyester braid with 12 strands**

Suitable for mooring and anchoring. Soft to touch, low twist and easy to splice.

black	blue	Ø mm	Breaking load kg	m
06.488.12	06.487.12	12	2400	200
06.488.14	06.487.14	14	3300	100
06.488.16	06.487.16	16	4000	100
06.488.18	06.487.18	18	4800	100
06.488.20	06.487.20	20	6000	100
06.488.22	06.487.22	22	7200	100
06.488.24	06.487.24	24	8400	100





**High-visibility floating mooring lines with reflective strand**

**REFLECTIVE STRAP**

**FLOATING**

Polypropylene lines suitable for mooring in bays and with lines on the ground. Being floating, they make it easy to manage the boat and haul it onshore. Slightly elastic, acting as mooring shock absorbers. The strand being yellow and reflective is highly visible at night to bathers and other boats.

yellow	Ø mm	Breaking load kg	Weight kg/100 m	Rolls m
06.481.14	14	1900	8.3	200
06.481.18	18	2800	14.3	200
06.481.22	22	4400	21.5	200
06.481.26	26	5900	30.6	200

**OSCULATI**




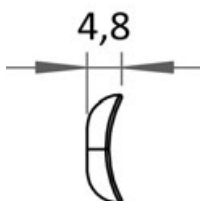
**Deluxe rubbing strake**

**AISI 316**

**SOLID S.S.**

They protect against rubbing of the mooring lines. Made of thick mirror-polished AISI316 stainless steel. Available in two versions: with screws or studs.

Code	Length A mm	Width B mm	Fixing	Bore Ø mm	Centre distance mm
06.336.32	320	15	Screws (4)	4	95
06.336.50	500	15	Screws (6)	4	95
06.337.32	320	15	Studs M5x40 (2)	-	290
06.337.50	500	15	Studs M5x40 (3)	-	235
06.339.50 <b>New</b>	500	28	Studs M5x40 (3)	-	235



**Thermowelded guardrail net**

Made of white polyester, twisted and welded, knotless, diamond-shaped.

white	Mesh size	Max height cm	Rolls m
06.349.00	45 x 45	60	100



**Self-adhesive PSP patches for repairing laminated regatta sails.**

Made of ultra-resistant transparent film normally used to manufacture laminated sails.

Code	cm	The kit contains	Colour
10.391.00	24 x 37	8 pieces	transparent



## OSCULATI portable navigation lights

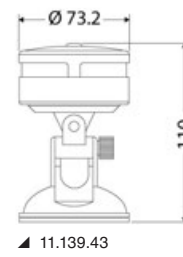
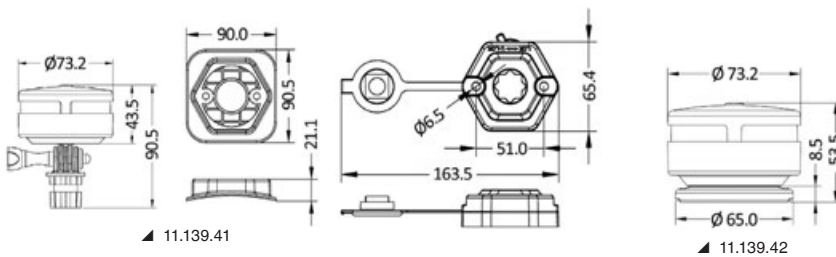


Multifunction navigation lights, 3 X AAA power supply (not included). IP66 waterproof, floating. Suitable for boats, kayaks, inflatables and canoes. Comply with COLREG 72 directive.

### Navilight 2NM 360° white light

2 operating modes: 360° fixed light (10h operation time), 360° flashing light (16h operation time)

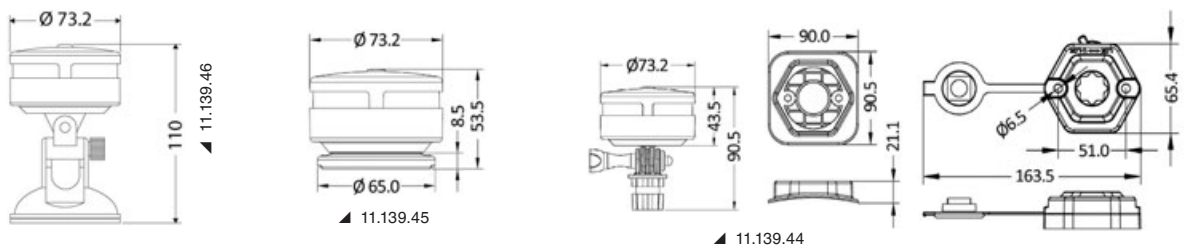
Code	Swivel (with swivel)	Model
11.139.41	Yes	3 bases included: 1) Base for surface mounting with screws (included) 2) Adhesive base for attachment on inflatable boat tubes 3) Adapters for GoPro® supports
11.139.42	no	With magnetic base to be fixed with screws or adjustable strap
11.139.43	Yes	With suction cup base, compatible with GoPro® mounts



### Navilight 360° BI-colour Light 1NM

3 operating modes: Red light 112.5° (16h autonomy), Green light 112.5° (16h autonomy), Red + Green light 112.5° + 112.5° (10h autonomy).

Code	Swivel (with swivel)	Model
11.139.44	Yes	3 bases included: 1) Base for surface mounting with screws (included) 2) Adhesive base for attachment on inflatable boat tubes 3) Adapters for GoPro® supports
11.139.45	no	With magnetic base to be fixed with screws or adjustable strap
11.139.46	Yes	With suction cup base, compatible with GoPro® mounts



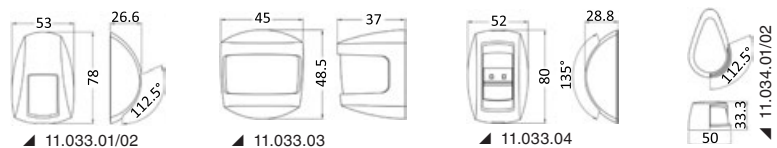
**Compact navigation lights with white polycarbonate body**

**LED IP67 ABYC-C5 EN60945**

Compact navigation lights made of UV-resistant polycarbonate. Designed for longer durability in marine environment. IP67 certified, high protection against dust and water. Come with fixing screws. Comply with EN60945, USCG and ABYC C-5 international standards for utmost navigation safety and reliability.



Code	Type	V	W	Visibility miles	Fixing	For hulls up to m
11.033.01	112.5° left	9-33	2.5	1	Vertical	12
11.033.02	112.5° right	9-33	2.5	1	Vertical	12
11.033.03	225° bow	9-33	0.6	2	Vertical	20
11.033.04	135° stern	9-33	0.6	2	Vertical	20
11.034.01	112.5° left	12-33	0.7	2	Horizontal	20
11.034.02	112.5° right	12-33	0.7	2	Horizontal	20
11.034.05	112.5° + 112.5° bicolor	12-33	1.5	2	Horizontal	20



**Sole recessed LED ceiling light**

ABS body, technopolymer diffuser.



Code	Finish	V	W	Switch	lumen	K	LED beam angle	No of LEDs	Light colour
13.877.80	White	8/28	2.2	no	155	3000	120°	12 LED SMD	white
13.877.81	White	8/28	2.2	Yes	155	3000	120°	12 LED SMD	white
13.877.82	Golden	8/28	2.2	no	155	3000	120°	12 LED SMD	white
13.877.83	Golden	8/28	2.2	Yes	155	3000	120°	12 LED SMD	white
13.877.84	Chromed	8/28	2.2	no	155	3000	120°	12 LED SMD	white
13.877.85	Chromed	8/28	2.2	Yes	155	3000	120°	12 LED SMD	white

**Outdoor LED ceiling light**

ABS body, opal diffuser, with switch.



Code	Finish	V	W	Switch	lumen	K	LED beam angle	No of LEDs	Light colour
13.831.32	White	12/24	2.5	Yes	270	3000	120°	16 LED SMD	white

**Aluminium LED ceiling lights**

**ALUMINIUM WATERPROOF**

Slim LED ceiling lights with aluminium frame, ideal for indoor and outdoor environments.

Code	V	W	lumen	K	mm
13.192.50	12/24	5.5	650	5700	182x40x18
13.192.51	12/24	11.5	1200	5700	310x40x18
13.192.52	12/24	17	1700	5700	438x40x18

**Polycarbonate LED ceiling light**

Slim LED ceiling lights with aluminium frame and integrated switch, ideal for indoor and outdoor environments.

Code	V	W	lumen	K	mm
13.192.42	12/24	3.8	540	5700	285x25x13

**OSCULATI**

**NEWEST**



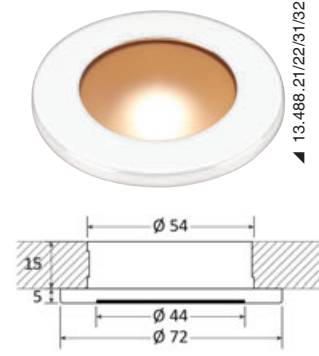
**OSCULATI**

**NEWEST**



**Polis dimmable reduced-depth recessed LED light**

**IP66** Polycarbonate housing with ring. Satin diffuser. Single central LED. Screw fixing.  
**Type of light:**  
 13.488.01/02 with fixed or dimmable light. See the table to choose the ideal switch.  
 13.488.11/12 with dimmable light, (ON/OFF + dimmer) touch function included in the diffuser.



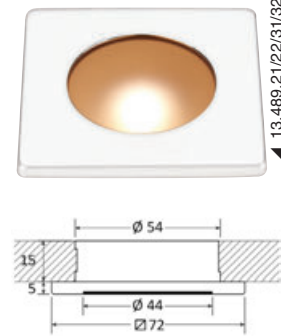
13.488.21/22/31/32

Type	Recommended switch types	Recommended switch models	Dimmable
A	ON/OFF	Any	no
A	Touch dimmer	14.482.00	Yes
B	ON/OFF	Any	no
B	Kurzzeitschalter	14.215.05/06.13/14 or similar	Yes

Ring		Type	V	W	Switch	lumen	K	LED beam angle	No of LEDs	Light colour
Polished stainless steel	Polished white technopolymer									
13.488.01	13.488.21 <b>New</b>	A	12/24	2	no	170	3000	80°	1	<input type="checkbox"/> white
13.488.02	13.488.22 <b>New</b>	B	12/24	2	no	170+40	3000	80°	1	<input checked="" type="checkbox"/> White + red night
13.488.11	13.488.31 <b>New</b>	-	12/24	2	Yes, dimmable touch switch	170	3000	80°	1	<input type="checkbox"/> white
13.488.12	13.488.32 <b>New</b>	-	12/24	2	Yes, dimmable touch switch	170+40	3000	80°	1	<input checked="" type="checkbox"/> White + red night

**Propus dimmable reduced-depth recessed LED light**

**IP66** Polycarbonate housing with ring. Satin diffuser. Single central LED. Screw fixing.  
 13.489.01/02 with fixed or dimmable light. See the table to choose the ideal switch.  
 13.489.11/12 with dimmable light, (ON/OFF + dimmer) touch function included in the glass.



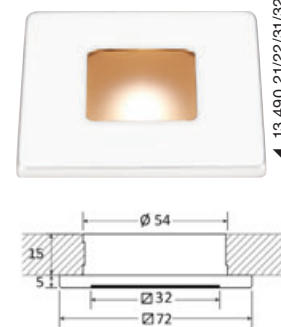
13.489.21/22/31/32

Type	Recommended switch types	Recommended switch models	Dimmable
A	ON/OFF	Any	no
A	Touch dimmer	14.482.00	Yes
B	ON/OFF	Any	no
B	Kurzzeitschalter	14.215.05/06.13/14 or similar	Yes

Ring		Type	V	W	Switch	lumen	K	LED beam angle	No of LEDs	Light colour
Polished stainless steel	Polished white technopolymer									
13.489.01	13.489.21 <b>New</b>	A	12/24	2	no	170	3000	80°	1	<input type="checkbox"/> white
13.489.02	13.489.22 <b>New</b>	B	12/24	2	no	170+40	3000	80°	1	<input checked="" type="checkbox"/> White + red night
13.489.11	13.489.31 <b>New</b>	-	12/24	2	Yes, dimmable touch switch	170	3000	80°	1	<input type="checkbox"/> white
13.489.12	13.489.32 <b>New</b>	-	12/24	2	Yes, dimmable touch switch	170+40	3000	80°	1	<input checked="" type="checkbox"/> White + red night

**Dimmable Bos recessed LED light with reduced depth**

**IP66** Polycarbonate housing with ring. Satin diffuser. Single central LED. Screw fixing.  
 13.490.01/02 with fixed or dimmable light. See the table to choose the ideal switch.  
 13.490.11/12 with dimmable light, (ON/OFF + dimmer) touch function included in the glass.



13.490.21/22/31/32

Type	Recommended switch types	Recommended switch models	Dimmable
A	ON/OFF	Any	no
A	Touch dimmer	14.482.00	Yes
B	ON/OFF	Any	no
B	Kurzzeitschalter	14.215.05/06.13/14; 14.482.01 or similar	Yes

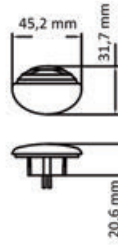
Ring		Type	V	W	Switch	lumen	K	LED beam angle	No of LEDs	Light colour
Polished stainless steel	Polished white technopolymer									
13.490.01	13.490.21 <b>New</b>	A	12/24	2	no	170	3000	80°	1	<input type="checkbox"/> white
13.490.02	13.490.22 <b>New</b>	B	12/24	2	no	170+40	3000	80°	1	<input checked="" type="checkbox"/> White + red night
13.490.11	13.490.31 <b>New</b>	-	12/24	2	Yes, dimmable touch switch	170	3000	80°	1	<input type="checkbox"/> white
13.490.12	13.490.32 <b>New</b>	-	12/24	2	Yes, dimmable touch switch	170+40	3000	80°	1	<input checked="" type="checkbox"/> White + red night



**OSCULATI**



▲ 13.887.13/14



▲ 13.887.11/12

**OSCULATI recessed LED courtesy lights**


**IP65**

In technopolymer, complete with gasket.

Body colour		V	W	lumen	K	No of LEDs	Light colour	←→  mm		
white	Chromed							Ø Recess	External Ø	Overhang
13.887.11	13.887.13	12	0.21	15	3000	1	White	14	45x31	7
13.887.12	13.887.14	12	0.21	5	-	1	Blu	14	45x31	7



▲ 13.188.22



▲ 13.188.22


**ROUND built-in LED courtesy lights**

**IP67**


**AISI 316**

Technopolymer body. Cover in AISI 316 stainless steel, mirror polished.

Code	Version	V	W	lumen	LED beam angle	No of LEDs	Light colour	←→  mm
13.188.20	Downward light	12	0.6	9	120°	6	white	Ø33.1x7.2 h
13.188.21	Downward light	12	0.6	3	120°	6	blue	Ø33.1x7.2 h
13.188.22	Double up/downward light	12	0.6	16	120°	6	white	Ø33.1x7.2 h
13.188.23	Double up/downward light	12	0.6	5	120°	6	blue	Ø33.1x7.2 h



▲ 13.188.30



▲ 13.188.30

**SQUARE recessed LED courtesy lights.**

**IP67**

**AISI 316**

Technopolymer body. Cover in AISI 316 stainless steel, mirror polished.

Code	Version	V	W	lumen	LED beam angle	No of LEDs	Light colour	←→  mm
13.188.30	Downward light	12	0.6	9	120°	6	white	Ø33.1x33.1x7.2 h
13.188.31	Downward light	12	0.6	3	120°	6	blue	Ø33.1x33.1x7.2 h
13.188.32	Double up/downward light	12	0.6	16	120°	6	white	Ø33.1x33.1x7.2 h
13.188.33	Double up/downward light	12	0.6	5	120°	6	blue	Ø33.1x33.1x7.2 h




▲ 13.182.11



▲ 13.182.13



▲ 13.182.16



▲ 13.182.16

**Ultra-compact LED courtesy lights, minimalist look - downwards**

**IP67**

Front and back waterproof model. Complete with rear cable gland, 1m-cable and waterproof micro connector.

Light orientation downwards. Recess hole diameter 17 mm.

Body material:

- A = matt black anodized aluminum;
- B = polished white painted aluminium;
- C = mirror-polished stainless steel.

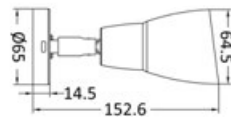
Code	V	W	Body material	K	Light colour	Hole Ø	←→  mm
13.182.10	12	1	A	6000	white	17	Ø26x36
13.182.11	12	1	A	-	blue	17	Ø26x36
13.182.13	12	1	B	6000	white	17	Ø26x36
13.182.14	12	1	B	-	blue	17	Ø26x36
13.182.16	12	1	C	6000	white	17	Ø26x36
13.182.17	12	1	C	-	blue	17	Ø26x36



**LED spotlight with USB-C and switch.**

Frosted glass diffuser

Code	Finishing	V	W	Switch	lumen	K	Light colour
13.438.92	Polished stainless steel	12/24	1x3	Yes	92	3000	white
13.438.93	Polished and protected brass	12/24	1x3	Yes	92	3000	white



▲ 13.438.93



▲ 13.438.92

**Articulated LED spotlight**

Complete with USB-C port, 2 A.  
Touch ON-OFF switch with night light and dimmer to adjust light intensity.

Code	Finishing	V	W	Switch	Dimmer	material	lumen	K
13.867.30	polished	12	2	Yes	Yes	Chromed aluminium	270	3200
13.867.31	Black	12	2	Yes	Yes	Black aluminium	270	3200



▲ 13.867.31



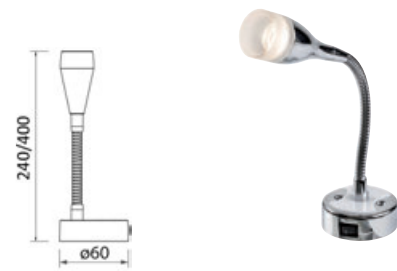
▲ 13.867.30



**Articulated LED spotlight**

Complete with USB-C port, 2 A.  
ON-OFF switch, material: chromed aluminium.

Code	Finishing	V	W	Switch	lumen	K	Length mm
13.867.35	Polished	12	2	Yes	290	3000	240
13.867.45	Polished	12	2	Yes	290	3000	400



**Articulated LED spotlight**

Complete with USB-C port, 2 A.  
Touch ON-OFF switch with night light and dimmer to adjust light intensity.  
Material: black aluminium.

Code	Finishing	V	W	Switch	Dimmer	lumen	K	Length mm
13.867.36	Black	12	2	Yes	Yes	280	3000	220
13.867.46	Black	12	2	Yes	Yes	280	3000	400



**LED spotlight**

Complete with USB-C port, 2 A.  
Touch ON-OFF switch with night light and dimmer to adjust light intensity.  
Material: aluminium with stainless steel satin finish.

Code	Finishing	V	W	Switch	Dimmer	lumen	K
13.867.38	Satin-finish	12	2	Yes	Yes	280	3000
13.867.39	Black	12	2	Yes	Yes	280	3000



▲ 13.867.39



▲ 13.867.38



**OSCULATI**



**Classic electric spotlight with console-operated joystick**

Body: diecast aluminium coated in white high-resistance anti-corrosion resins. Totally watertight. 2-speed 355° horizontal rotation. 50° vertical rotation.

**Version A:** 100W+90W double filament halogen bulb (spot + flood).

**Version B:** ultra-powerful HID Xenon gas discharge bulb (35W HID).

Protection against electronic interference.

Headlights can be connected to 2 types of optional controls (independent or combined) for the desired configuration:

- 1) Console-operated joystick. 4.5-m cable included. Additional joystick controls to be installed via the 2-port cable 13.227.51.
- 2) Traditional remote control with bracket for console fixing. Range up to 40 m from the lighthouse.



13.227.51



13.225.31



13.225.49; 13.226.49



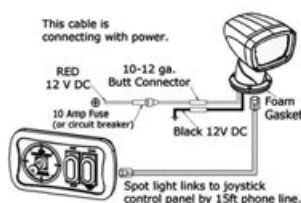
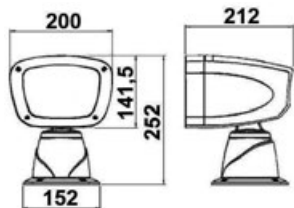
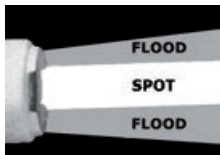
13.226.50



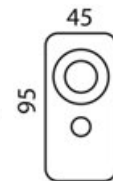
13.225.50

Code	V	CD candles*	W	lumen	Range 0.25 lux*	Joystick control INCLUDED or 2nd control	OPTIONAL wireless remote control	Connection cable for second joystick 4.5m	10-m extension cable for OPTIONAL Joystick	Spare bulb
13.225.01	12	180.000	100+90	2500	849	13.225.49	13.225.50	13.227.51	13.225.31	13.225.35
13.225.02	24	180.000	100+90	2500	849	13.225.49	13.225.50	13.227.51	13.225.31	13.225.36
13.224.01	12	315.000	35	3200	1122	13.226.49	13.226.50	13.227.51	13.225.31	13.224.32
13.224.02	24	315.000	35	3200	1122	13.226.49	13.226.50	13.227.51	13.225.31	13.224.32

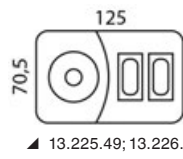
\* To be measured at the centre of the light beam.



13.225.39; 13.226.39



13.225.50; 13.226.50



13.225.49; 13.226.49



**OSCULATI**



**Aldebaran LED searchlight with joystick-operated control**

Body: diecast aluminium coated in white high-resistance and anti-corrosion resins. 100% watertight. 2-speed 355° horizontal rotation. 50° vertical rotation. CREE high-quality LED unit. 54W consumption corresponding to a traditional 100 W bulb.

Ensures even, wide-ranging light (60°).

Protection against electronic interference.

Headlights can be connected to 2 types of optional controls (independent or combined) for the desired configuration:

- 1) Console-operated joystick. 4.5-m cable included. Additional joystick controls to be installed via the 2-port cable 13.227.51.
- 2) Traditional remote control with bracket for console fixing. Range up to 40 m from the lighthouse.



13.227.51



13.225.31



13.226.40



13.226.39



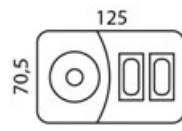
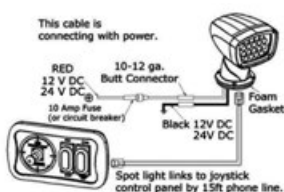
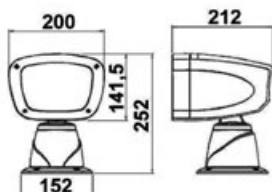
13.226.50



13.226.49

Code	V	CD candles*	W	K	lumen	No of LEDs	LED beam angle	Range 0.25 lux*	Joystick control INCLUDED or 2nd control	OPTIONAL wireless remote control	Connection cable for second joystick 4.5m	10 m extension cable for Joystick
13.226.01 <b>New</b>	12	132.000	54	6000	6000	18	9°	726	13.226.49	13.226.50	13.227.51	13.225.31
13.226.24	24	132.000	54	6000	6000	18	9°	726	13.226.39	13.226.40	13.227.51	13.225.31

\* To be measured at the centre of the light beam.



13.226.49



13.226.50

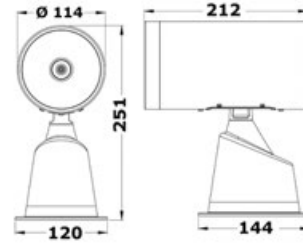


**Classic electric SS spotlight with console-operated joystick**



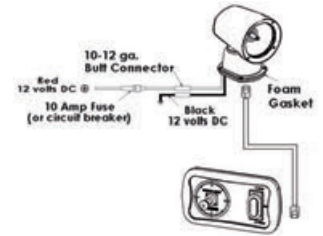
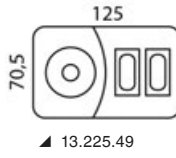
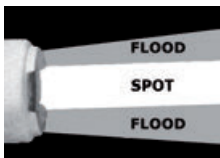
**IP67**

Mirror-polished stainless steel body. 100% watertight. 350° horizontal and 55° vertical rotation. Two speeds. 100W + 90W H4 halogen double-filament bulb (spot + flood). Protection against electronic interference. Headlights can be connected to 2 types of optional controls (independent or combined) for the desired configuration:  
 1) Console-operated joystick. 4.5-m cable included. Additional joystick controls to be installed via the 2-port cable 13.227.51.  
 2) Traditional remote control with bracket for console fixing. Range up to 40 m from the lighthouse.



Code	V	CD candles*	W	Range 0.25 lux*	Joystick control INCLUDED or 2nd control	OPTIONAL wireless remote control	Connection cable for second joystick 4.5m	10-m extension cable for OPTIONAL Joystick	Spare bulb
13.229.01	12	135.000	100/90	775	13.225.49	13.225.50	13.227.51	13.225.31	13.225.35
13.229.02	24	135.000	100/90	775	13.225.49	13.225.50	13.227.51	13.225.31	13.225.36

\* To be measured at the centre of the light beam.



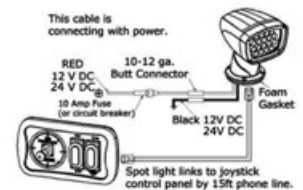
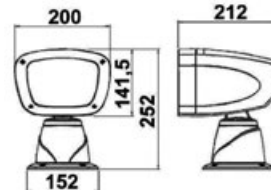
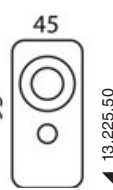
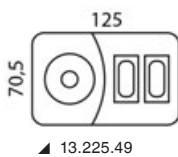
**Aldebaran Combo LED searchlight with console-operated joystick**



Body: diecast aluminium coated in white high-resistance and anti-corrosion resins. 100% watertight. 2-speed 355° horizontal rotation. 50° vertical rotation. CREE high-quality LED unit. 54W consumption corresponding to a traditional 100 W bulb. Version with powerful central 40+40 W-LED (replaceable in case of breakage). Dual-function device **Spot** light with concentrated (20°) and **Flood** broad light (45°). Protection against electronic interference. Headlights can be connected to 2 types of optional controls (independent or combined) for the desired configuration:  
 1) Console-operated joystick. 4.5-m cable included. Additional joystick controls to be installed via the 2-port cable 13.227.51.  
 2) Traditional remote control with bracket for console fixing. Range up to 40 m from the lighthouse.



Code	V	CD candles*	W	K	lumen	Range 0.25 lux*	Joystick control INCLUDED or 2nd control	OPTIONAL wireless remote control	Connection cable for second joystick 4.5m	10 m extension cable for Joystick
13.228.01	12	200.000	40+40	6000	3000	895	13.226.49	13.226.50	13.227.51	13.225.31
13.228.02	24	200.000	40+40	6000	3000	895	13.226.49	13.226.50	13.227.51	13.225.31





▲ 13.273.20/21/22



▲ 13.237.30/31/32



▲ 13.273.40/41/42



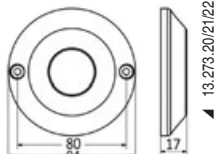
▲ 13.273.22



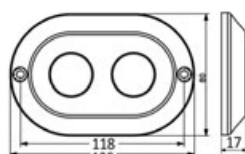
▲ Electrical diagram



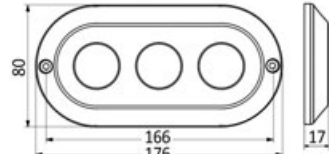
▲ Application



▲ 13.273.20/21/22



▲ 13.273.30/31/32



▲ 13.273.40/41/42

**LED underwater lights for swim platforms, transoms and hulls**

**IP68 SOLID S.S. HOUSING**

Housing made of solid AISI 316 stainless steel, CNC machined. High-performance latest generation LEDs, scratch-resistant borosilicate glass. Screw mounting, recessless, white or blue single color version with integrated driver 12/24 V. They can be installed in series.

Code	V	No of LEDs	Output power in Watts	K	lumen	LED colour	↔ mm
13.273.20	12/24	12x5 W	49.3	6000	2951	white	94x17
13.273.21	12/24	12x5 W	49.3	-	720	blue	94x17
13.273.22	12/24	12x5 W	49.3	-	725/2867	RGBW	94x17
13.273.30	12/24	24x5 W	85.1	6000	5902	white	127x82.17
13.273.31	12/24	24x5 W	85.1	-	1440	blue	127x82.17
13.273.32	12/24	24x5 W	85.1	-	1459/5834	RGBW	127x82.17
13.273.40	12/24	36x5 W	129.6	6000	8853	white	175x82x17
13.273.41	12/24	36x5 W	129.6	-	2160	blue	175x82x17
13.273.42	12/24	36x5 W	129.6	-	2197/8796	RGBW	175x82x17

**A) Models with fixed white or blue light (excluding RGBW)**  
Ignition through ON-OFF switch

**B) RGBW Models (red/green/blue/white light)**  
Ignition through 4 ON-OFF switches for each color or through controller **13.237.50** via smartphone bluetooth.

The controller **13.237.50** allows:  
 - selecting and mixing the four basic colors (red/green/blue/white);  
 - adjusting light intensity;  
 - timing the light following the onboard music via Bluetooth.  
 The controller has 4 output cables for 4 colors. White is obtained also by mixing red, green and blue. In doing so the cable dedicated to the white color can be used to insert into the controller cockpit courtesy lights or other LED lights (up to a maximum of 120 W) that can be controlled, adjusted, timed, etc., via Bluetooth with a smartphone.  
 The controller supports up to 360 W at 12 V. If the total installed power exceeds 360 W, the system must be supplemented with an amplifier **13.273.55** for any extra 360 W.  
 In case of a 24V power supply system, a 24V to 12V voltage reducer (see **Victron** or similar) shall be installed upstream (for RGBW lights only) (in case of AC 220/110V - 12V systems) equal at least to the installed power. Multiple voltage reducers coupled to the light groups are also suitable (see electrical diagram).

**RGBW Controller for 13.273.XX**

RGBW Controller 12/24 V, max capacity 360 Watts at 12 V and 720 Watts at 24 V. The controller **13.237.50** allows selecting and mixing the three basic colors red/green/blue, achieving various shades and additionally the **white color**, it also enables the light to rhythm with the onboard music via bluetooth.

Code	V
13.237.50	12/24

**Amplifier for 13.273.XX**

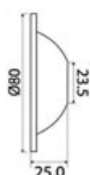
**Code 13.237.55**  
Amplifier to pair with lights if installed power exceeds 384 Watts at 12 V / 768 Watts at 24 V.

**Underwater LED Light Eye**

**IP68**

Stainless steel AISI 316 casing. Scratch-resistant borosilicate glass, integrated driver for 12/24 V operation. Can also operate outside of water; no recess required.

Code	V	No of LEDs	K	lumen	LED colour	↔ mm
13.273.60	12/24	3x3 W	6000	510	white	80 x 25
13.273.61	12/24	3x3 W	-	160	blue	80 x 25



**Underwater lights for swim platforms, transoms and hulls**

**IP68 SOLID S.S. HOUSING**

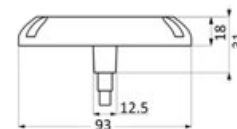
Stainless steel AISI 316 casing, machined from solid with CNC.  
 High-performance latest generation LEDs.  
 Scratch-resistant borosilicate diffuser, integrated driver for 12/24 V operation. Screw mounting, recessless.  
 Can be installed in series, operated by ON/OFF switch.

Code	V	No of LEDs	lumen	LED colour	↔ mm
13.273.01*	12/24	48x3 W	3363 (white) / 599 (blue)	White+Blue	93 x 18
13.273.02**	12/24	48x3 W	636 (red) / 521 (green) / 472 (blue) / 451 (white)	RGBW	93 x 18

\* 13.273.01 selectable: 1) Alternating white or blue light; 2) Steady white or blue light; 3) Flashing white or blue light  
 \*\* 13.273.02 Selectable RGBW: 1) 4 alternating colors automatically in cycles adjustable from 15 seconds to 3 minutes with the option to lock a color; 2) 4 fixed colors to choose from; 3) 4 flashing colors to choose from.



▲ 13.273.02

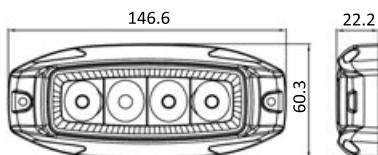


**LED underwater light for hull / stern mirror 14W**

**IP68 CE**

Installation **only submerged in water**. Made from technopolymer and equipped with high-efficiency LEDs. Protection grade **IP68** and certification according to standard **EN60945**.

Code	V	W	No of LEDs	K	lumen	LED colour	↔ mm
13.276.03	12/24	14/16	4	5700	1000	white	147x60x22
13.276.04	12/24	14/16	4	-	-	blue	147x60x22



**OSCULATI**

**NEWEST**



▲ 13.276.03



▲ 13.276.04

**Round LED underwater light for hull/stern mirror 14W**

**IP68 CE**

Installation **only submerged in water**. Made from technopolymer and equipped with high-efficiency LEDs. Protection grade **IP68** and certification according to standard **EN60945**.

Code	V	W	No of LEDs	K	lumen	LED colour	↔ mm
13.276.05	12/24	14/16	6	5700	1050	white	134x31
13.276.06	12/24	14/16	6	-	-	blue	134x31



▲ 13.276.06



▲ 13.276.05

**OSCULATI**

**NEWEST**

**EXIDE AGM Batteries for starting and services**

**SERVICES / SERVIZI STARTING / AVVIAMENTO**

No maintenance: thanks to the gas recombination technology.

Safety: 100% sealed battery avoiding acid leaks when the battery is turned upside down. The battery is absolutely airtight thanks to the VRLA safety system.

Longer duration: 3 times the life cycle of a standard lead/free acid battery (in compliance with the EN 50342-1 CCA tests). Longer duration even when idle (low self-discharge).

Starting power: higher starting power even in extreme conditions.

Vibration resistance: excellent resistance to vibration (V3 level in compliance with EN 50342-1 CCA tests).

Easy to install: easy to transport and install even in vertical position. No spilling risk.



**NEWEST**

Code	A-h	Start A - 18° (EN)	V	Model	W-h	↔			kg
						Length mm	Width mm	Height mm	
12.414.01	62	680	12	EK620	744	242	175	190	17.9
12.414.02	70	760	12	EK720	840	278	175	190	20.6
12.414.03	96	850	12	EK960	1152	353	175	190	26.1
12.414.04	106	950	12	EK1060	1272	392	175	190	29





**NEWEST**



**Victron Smart - Solar Charge Controllers**

**INTEGRATED BLUETOOTH    HIGH PERFORMANCE    SMART BATTERY**

MPPT solar charge controller (98% efficiency) with output for DC current draw and built-in Bluetooth for configuration and monitoring via Victron Connect app. Temperature sensor integrated.

Code	Model	V	Max charge A	V max voltage PV	↔ mm	kg
12.028.01	MPPT 75/10	12/24	10	75	110x113x40	0.5
12.028.02	MPPT 75/15	12/24	15	75	110x113x40	0.5
12.028.03	MPPT 100/15	12/24	15	100	110x113x50	0.6
12.028.04 <b>New</b>	MPPT 100/30	12/24	30	100	186x131x71	1.4



**NEWEST**



▲ 14.270.37



▲ 14.270.30



▲ 14.100.06



▲ 14.270.33

**VICTRON TG microprocessor battery charger**

3-stage IUOU charge with microprocessor that perfectly adapts the charge to the battery requirements (very important function in case of sealed batteries). Two isolated outlets, the second (4 A) dedicated to the starting batteries. Battery temperature compensation automatic system (it extends the life of sealed batteries).

**Technical Data:** aluminium casing, internal temperature sensors + battery temperature sensor, forced ventilation, protection against short circuit, polarity reversal, overheating.

Code	Model	Type	V	Frequency (Hz)	V output / input	Max charging current A	Number of outputs	Recommended for batteries A-h	↔ mm	kg
14.267.01	TG	24/30	120-230	45/65	28.5 / 230VAC	30+4	1+1	150/300	365 x 250 x 147	5.5
14.267.02	TG	24/50	120-230	45/65	28.5 / 230VAC	50+4	1+1	250/500	365 x 250 x 147	5.5
14.267.12* <b>New</b>	TG (GMDSS)	24/50	120-230	45/65	28.5 / 230VAC	50+4	1+1	250/500	485 x 250 x 147	6
14.267.30 <b>New</b>	TG	24/80	230	45/65	28.5 / 230VAC	80+4	1+1	400/800	365 x 250 x 257	10
14.267.31 <b>New</b>	TG	24/100	230	45/65	28.5 / 230VAC	100+4	1+1	500/1000	365 x 250 x 257	10

\* Integrated battery control device included.

14.270.37 SKYLLA control panel. It monitors the charge level and enables to reduce outlet AC current if the inlet AC power is low.

14.270.33 Remote chargeswitch

14.270.30 Battery alarm panel: audio/visual alarm in case of high/low voltage.

14.100.06 BMV-700 Battery monitor



**VICTRON GMDSS battery charge control panels**

**Code    14.267.35**

For easy access to all GMDSS battery chargers' parameters and integrated control of operation and potential malfunctions.



▲ 14.070.51



▲ 14.070.50



▲ 14.070.60

**VICTRON GX series control panels**

Provides control and monitoring of VICTRON devices also in remote mode. The data is read on the screen and can be sent to a computer remotely, with the help of an external router (WebBoat4G PLUS, not included) for both monitoring and configuration. These devices can interface with Inverter / Multi / Quattro / Skylla-i / Control panels / Battery monitor. The Ekran GX model is an advanced energy control panel with a 7-inch touchscreen display, enabling remote monitoring and management of complex systems via VRM and VictronConnect. It offers easy installation and Bluetooth connectivity for quick setup.

Code	Model	Version
14.070.50	Control GX	With colour display
14.070.51	Control VENUS GX	Without display
14.070.60 <b>New</b>	Ekran GX	Touchscreen

**Orion-Tr Smart non-insulated voltage converter**

3-stage DC charger with integrated Bluetooth, ideal for dual battery systems on boats. Suitable for lead and lithium batteries, 12 or 24 V versions available, up to 400 W. It can be monitored and programmed via Bluetooth, provided with engine detection function. Can be connected in parallel to increase output power.

Code	Type	V		Max Amp	Output A continuous	mm	kg
		Input	Output				
14.277.44	12-12-30	10-17	12.2	40	30	130x186x70	1.8
14.277.45	12-24-15	10-17	24.2	25	15	130x186x70	1.8
14.277.46	24-12-30	20-35	12.2	45	30	130x186x70	1.8
14.277.47	22-24-17	20-35	24.2	25	17	130x186x70	1.8



**NEWEST**



**UTP RJ45 cables for VICTRON control systems**

UTP RJ45 cables designed to ensure reliable and optimized connections between VE.Bus and VE.Can devices. Compatible with Digital Multi Control, Inverter Control, MK3-USB Interface, and GX connections. Perfect for connecting multiple VE.Bus devices, they ensure stable and secure data transfer.

Code	Length m	Colour
14.270.43	2	grey
14.270.45	5	grey
14.270.47	7	grey
14.270.63	10	Blue
14.270.64	15	Blue
14.270.65	20	Blue



**NEWEST**



**Cerbo GX Communication Centre**

Code 14.100.00

Cerbo GX is an advanced communication center that provides control, monitoring and optimization of your energy system from anywhere. It is accessible via Victron Remote Management (VRM) or VictronConnect app through Bluetooth connectivity. Compatible with GX Touch 50 and GX Touch 70 displays, which provide an immediate view of the system state and allow for setting adjustments. Supports remote control, battery status monitoring, power consumption and other environmental measurements. Easy to install, it can be mounted on a DIN rail via an optional adapter.



**NEWEST**



**VICTRON Quattro combo system - Battery charger + Inverter**

Same functions of the Multiplus system, but it can be connected to 2 independent AC sources (eg. dock and generator or 2 generators) and the Quattro system will **automatically** connect to the active source.

Code	Type	AC Input (2x)	Power supply V-DC	Inverter		Battery charger		Number of outputs	mm	kg
				Power V-A	V-AC Output	charging voltage	Battery charging current A			
14.268.10	12/3000/120	187/265	9.5-17	3000	120	14.4	120±4	1+1*	362 x 258 x 218	19
14.268.11	24/3000/70	187/265	19-33	3000	70	28.8	70±4	1+1*	362 x 258 x 218	19
14.268.13	24/5000/120	187/265	19-33	5000	120	28.8	120±4	1+1*	444 x 328 x 240	30
14.268.14	24/8000/200	187/265	19-33	8000	200	28.8	200±4	1+1*	470 x 350 x 280	41
14.268.20 <b>New</b>	12/5000/120	180/270	9.5-17	5000	230	14.4	220	1+1*	470 x 350 x 280	34

- \* Second 4A outlet dedicated to the starting batteries.
- 14.100.06/08 Battery Monitor BMV-700/712
- 14.270.XX RJ45 cables 2 to 20-m to complete 14.270.39.
- 14.270.32 Digital Multicontrol. Control panel for both inverter and battery charger. Possibility to manage the inlet current when switching from dock supply to generator supply. It can manage parallel and three-phase devices. It can be configured with several VE-BUS remote systems. Cable RJ45 needed.
- 14.270.39 VE-Bus -> USB interface for computer connection.
- 14.100.37 VE.Can NMEA 2000 connector
- 14.270.29 VE.Direct Bluetooth Smart dongle



**SCANSTRUT**

**NEWEST**



▲ 14.195.91



▲ 14.195.92

**SCANSTRUT Tile dual USB port (A+C)**

The dual USB port (A+C) Tile offers elegant and high-performance charging solutions, specifically designed for marine interiors. Stylish bezel options in matt black or high-quality brushed 316 stainless steel to perfectly fit luxury marine environments. Compact footprint 40-mm. a 29-mm hole saw is required for easy installation.

Tiny combines functionality and style. It is the ideal choice to modernize the interior of your boat. Improve your boat equipment with this practical and sophisticated solution for daily charging of your devices.

Code	Colour		V	Output
	Front panel	Outlet		
14.195.91	black	black	12/24	5 V / 9V / 12V = 3A Max
14.195.92	chromed	black	12/24	5 V / 9V / 12V = 3A Max

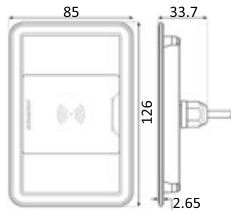


**SCANSTRUT**

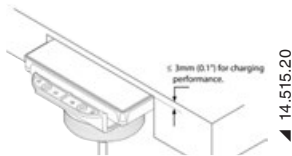
**NEWEST**



▲ 14.515.21



▲ 14.515.21




▲ 14.515.20

**ROKK watertight wireless charger - 3-coil 15W**

**IPX6**

The ROKK wireless charger 15W (12/24V) allows mobile phones or tablets to be charged simply by placing them on the device. Designed for nautical use, it is completely waterproof. IPX6 (Qi certified) has a highly non-slip and UV resistant surface. The wireless charger features 3-coil technology that ensures a charging area over 80% larger than previous versions. This implementation is the best one for mobiles with very powerful camera phones (15 W output power).

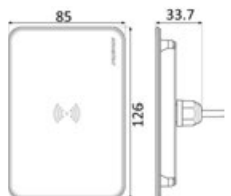
Code	Version	Description	Output W
14.515.20	Hidden	Hidden, installed beneath the surface. Only a non-slip ring indicating the position remains visible.	15
14.515.21	Surface	Flush version to be recessed into the cabinet	15



▲ 14.515.20

**SCANSTRUT**

**NEWEST**




**ROKK wireless SUB watertight charger with integrated invisible charging - 3-coil 15W**

**IPX6**

For indoor and outdoor installation on any non-metal surface (fiberglass, leather, PVC, fabric, wood, carbon fibre, etc.) IPX6 watertight. Compatible with any mobile phone with a non-metal case and 3-mm minimum thickness. Qi wireless charge technology (Apple, Samsung, Huawei, etc). The SUB charger features 3-coil technology that ensures a charging area over 80% larger than previous versions. This implementation is the best one for mobiles with very powerful camera phones (15 W output power).

Code	Input V	Output W	←→ mm
14.515.25	12/24	15	126x85





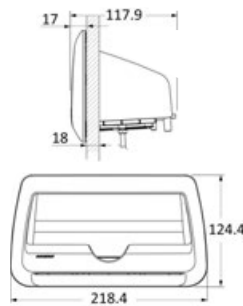
**ROKK wireless Cove LED watertight charger - 3-coil 15W**

**IPX6** It keeps phones in a safe place onboard and wireless charge them at the same time. Tapered front design with reduced thickness, perfect for integration into consoles, bulkheads, seating, cabinetry and more. Simply slide the phone into the pocket and instantly start wireless charging. The internal grippy mat stops the phone sliding around making sure the phone always stays safe.

- Waterproof Rating: IPX6.
- 15W fast charging;
- Input Voltage Range: 12/24V.
- It fits any boat.
- instantly start wireless charging, no connection required.

The Cove charger features 3-coil technology that provides a charging area over 80% larger than previous versions. This implementation is the best one for mobiles with very powerful camera phones (15 W output power).

Code	Input V	Output W	mm
14.515.28	12/24	15	218.4x124.4x117.9 (recessed)



**SCANSTRUT**

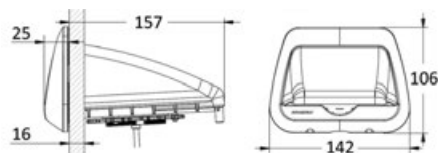
**NEWEST**



**ROKK NEST recess-fit waterproof wireless charging pocket - 3-coil 15W**

**IPX6** Wireless battery charging pocket for bulkhead recess-fit mounting. To be integrated on consoles, seats, cushions, etc. Just place your mobile phone on the grippy mat to instantly start wireless charging. No charging cable required. 12/24V charging. Compatible with any phone having a non-metallic casing at least 3mm thick. Qi wireless charging technology (Apple, Samsung, Huawei, etc). IPX6 waterproof. Fitted with a water drainage system, it can also be used as a storage compartment. The NEST charger features 3-coil technology that ensures a charging area over 80% larger than previous versions. This implementation is the best one for mobiles with very powerful camera phones (15 W output power).

Code	Input V	Output W	mm
14.515.26	12/24	15	142x106x157 (recess)



**SCANSTRUT**

**NEWEST**



**SCANSTRUT**



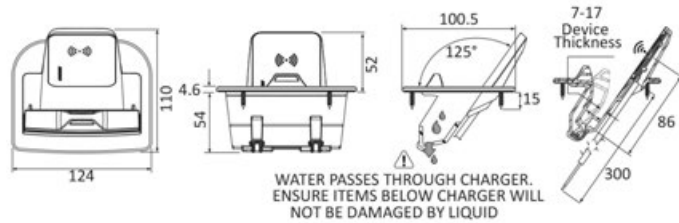
**Recessed magnetic holder with Aura wireless charger - 10W**

**IPX6**

Built-in wireless charger, designed to withstand the toughest weather conditions. This device charges the phone wirelessly and also keeps it securely in place. Your smartphone will effortlessly magnetically lock into the optimal charging position. Allows phone charging in outdoor environments. No cable required.

- Waterproof Rating: IPX6.
- 10W fast charging.
- Input Voltage Range: 12/24V.
- It fits any boat.
- instantly start wireless charging, no connection required.

Code	Input V	Output W	↔ mm
14.515.19	12/24	10	124x110x54 (depth)



**SCANSTRUT**

**NEWEST**




**Magnetic holder with Ultra wireless charger - 15W**

**IPX6**

The first marine Qi2-certified wireless charger: IPX6 with a magnetic ring compatible with iPhone. Available as a top-mount version or as a built-in model for rear camera. Made of tempered glass, totally invisible when the phone is charging giving the impression that the phone is floating on the mounting surface.

Code	Input V	Output W
14.515.30	12/24	15

**SCANSTRUT**



**SCANSTRUT horizontal stuffing box**

Made of fiberglass-reinforced nylon. IPX7 watertight. Supplied with pre-drilled seal and seal to be drilled. Display blister pack.

No sealant or silicone required for quick and clean installation. The dual cable version is perfect for solar panels installation.

Code	Model	Colour	Material	Cable Ø mm	↔ AxBxH mm	Out-lets
14.171.42	DS-H6	grey	Plastic	2-6	28.5x46x20	1
14.171.62	DS-H10	grey	Plastic	6-10	44x78x27	1
14.176.01	DS-HD6-BLK	black	Plastic	2-5/6	54x63x22	2
14.176.03 <b>New</b>	DS-HD6	grey	Plastic	2-5/6	54x63x22	2
14.176.02	DS-HD10-BLK	black	Plastic	6-10	66.5x75.1x28.25	2
14.176.04 <b>New</b>	DS-HD10	grey	Plastic	6-10	66.5x75.1x28.25	2
14.176.10 <b>New</b>	DS-H-MULTI	black	Plastic	up to 15	114,8x97,6x35,8	Multi-cable

**Mini junction with cap for 14.374.02**

**IP68**

Code	Poles	Max A	Cable cross-section mm <sup>2</sup>	Cable Ø mm	↔ outside mm
14.374.03	2	10	1	5-7.5	Ø 59 X 39



**2/3/4-pole flying socket/plug, snap connection**

**IP68** IP68 plug/socket connection. Cable pressure/snap mounting, no tool required.

Code	Poles	Max A	Cable cross-section mm <sup>2</sup>	Cable Ø mm	↔ outside mm
14.371.05	2/3/4	17.5	0.5 - 1.5	7 - 13.5	Ø 23 x 70



**2/3/4-pole socket for panel or bulkhead mounting, snap connection.**

**IP68** IP68 plug/socket connection. Cable pressure/snap mounting, no tool required.

Code	Poles	Max A	Panel thickness mm	Cable cross-section mm <sup>2</sup>	Cable Ø mm	↔ outside mm
14.372.05	2/3/4	17.5	1-7	0.5 - 1.5	7 - 13.5	Ø 23 X 40

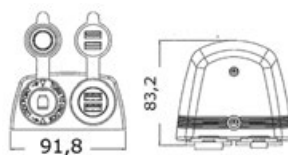


**Lighter and/or USB socket**

Made of nylon and fit with protection cap to make them waterproof. 12/24V input, 5V USB output.

Color	Description	A
black	Cigarette lighter socket + USB-A + USB-C + fairing for mounting on a surface	2.4 + 2.4*

\* 3+3 A if used one at a time







**Battery cables, made of copper and coated with synthetic resin insulating covering**

CE Made in accordance with EC standards for use in bilges.

black	red	Section mm	Maximum continuous current A	External Ø mm	Sheath thickness mm	Roll m
14.381.16 <b>New</b>	14.382.16 <b>New</b>	16	75	8.7	1.7	24
14.381.25	14.382.25	25	100	10.30	1.8	24
14.381.35	14.382.35	35	125	12	1.8	24
14.381.50	14.382.50	50	160	14	2	24
14.381.70	14.382.70	70	250	16	2	24
14.381.90	14.382.90	95	300	21	2.4	24

**Tinned copper battery cable coated in synthetic resin.**

TIN-PLATED COPPER

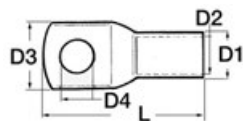
CE

Made in accordance with EC standards for use in bilges.

black	red	Section mm	Maximum continuous current A	External Ø mm	Sheath thickness mm	Roll m
14.388.25	14.389.25	25	100	10.30	1.8	24
14.388.35	14.389.35	35	125	12	1.8	24
14.388.50	14.389.50	50	160	14	2	24

**Power lugs**

Made of made of high conductivity tin-plated copper.



Code	Cable cross-section mm <sup>2</sup>	D3 mm	L mm	D4 mm	D2 mm	D1 mm	ORDER BY BOX	Tool for attaching terminals to electrical cables
14.035.11	10	13.5	30.5	8.3	4.7	6.5	100	14.035.30
14.035.17	16	13.5	31	8.3	5.6	7.5	100	14.035.30
14.035.52	50	18	49	13	9.5	13	20	14.035.30

# Europump Next Generation

## Europump Next Generation submersible bilge pump

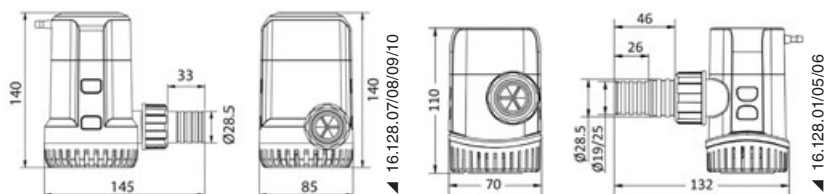
Extremely compact in size, fitted with backflow check valve.



**Europump Next Generation submersible bilge pump**

CE-certified in compliance with the ISO 8846/8849 directive.  
Extremely compact in size, fitted with backflow **check valve**.  
Removable hose connector adjustable at 360°.

Code	V	Model	Max flow rate l/min	Current draw A	Head m	Hose adaptor Ø mm	90° Hose holder Ø 29 mm OPTIONAL
16.128.01	12	600	38	2.5	2.5	19/29	16.128.00
16.128.05	12	1100	70	4.0	4	25/29	16.128.00
16.128.06	24	1100	70	2.5	4	25/29	16.128.00
16.128.07 <b>New</b>	12	1500	96	4.5	5	29	16.128.00
16.128.08 <b>New</b>	24	1500	96	2.5	5	29	16.128.00
16.128.09 <b>New</b>	12	2000	128	7.5	5.5	29	16.128.00
16.128.10 <b>New</b>	24	2000	128	4	5.5	29	16.128.00



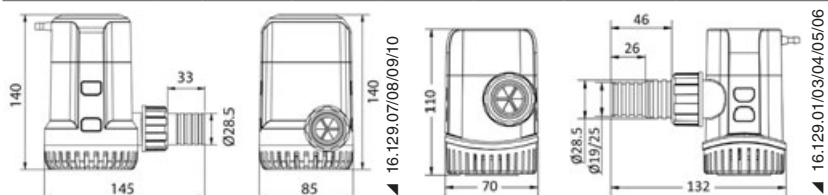
**OSCULATI**



**Europump Next Generation automatic submersible bilge pump**

CE-certified in compliance with the ISO 8846/8849 directive.  
Compact in size, fitted with an electronic timer sensing automatic system to check the presence of water every 2.5 minutes for a duration of 0.5 seconds.  
Removable hose connector adjustable at 360°.  
Fitted with backflow **check valve**.

Code	V	Model	Max flow rate l/min	Current draw A	Head m	Hose adaptor Ø mm	90° Hose holder Ø 29 mm OPTIONAL
16.129.01	12	600	38	2.5	2.5	19/29	16.128.00
16.129.03	12	750	51	3.5	3.0	19/29	16.128.00
16.129.04	24	750	51	2.0	2.0	19/29	16.128.00
16.129.05	12	1100	70	4.0	4.0	25/29	16.128.00
16.129.06	24	1100	70	2.5	2.5	25/29	16.128.00
16.129.07 <b>New</b>	12	1500	96	4.5	5	29	16.128.00
16.129.08 <b>New</b>	24	1500	96	2.5	5	29	16.128.00
16.129.09 <b>New</b>	12	2000	128	7.5	5.5	29	16.128.00
16.129.10 <b>New</b>	24	2000	128	4	5.5	29	16.128.00




**OSCULATI**



**Maxi submersible bilge pump**

Compliant with CE/ISO 8846-8849 and RoHS standards.  
Silent, with stainless steel shaft and valve that prevents water backflow and blockage due to air pockets  
Removable filter for easy cleaning.  
The new quick connection system allows the motor to be extracted without disconnecting the base and hydraulic connections.  
Automatable through any automatic switch (at least 20A).

Code	Model	V	Max flow rate l/m	Current draw A	Maximum head m	Ø base mm	Height mm	Hose holder B Ø mm
16.122.37 <b>New</b>	3700	12	233	14	6	120	187	52
16.122.38 <b>New</b>	3700/24	24	233	7	6	120	187	52
16.122.45 <b>New</b>	4700/12new	12	296	16	6.5	120	187	52
16.122.46	4700/24new	24	296	8	6.5	120	187	52

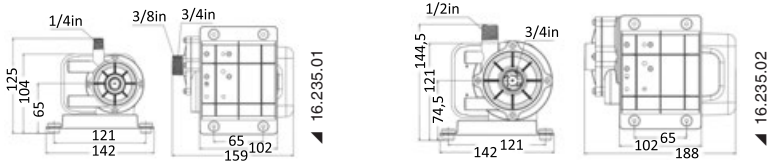
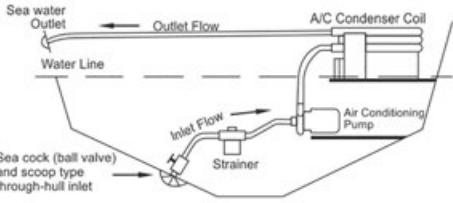




**Recirculation pumps for air conditioning systems**

To be used in AC systems over 12,000 BTU.  
 Over 10,000 hours of continuous operation, low noise level.  
 Can run dry with normal workloads.  
 Can replace any brand of marine pumps for air conditioning systems.

Code	V	Frequency Hz	BTU-h	Flow l/min	Head m	Watt	Input	Output
16.531.01	220	60	12.000	18.5	2.7	55	3/8" - 3/4"	3/4"
16.531.02	220	60	24.000	31	4.3	105	1/4"	1/2"

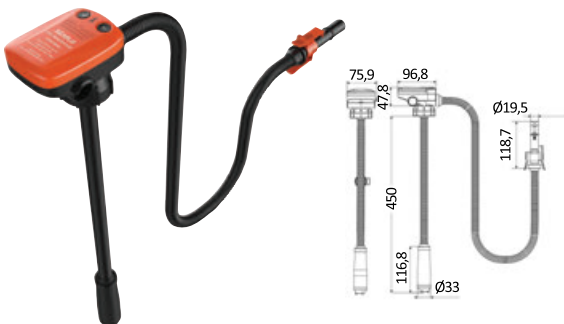
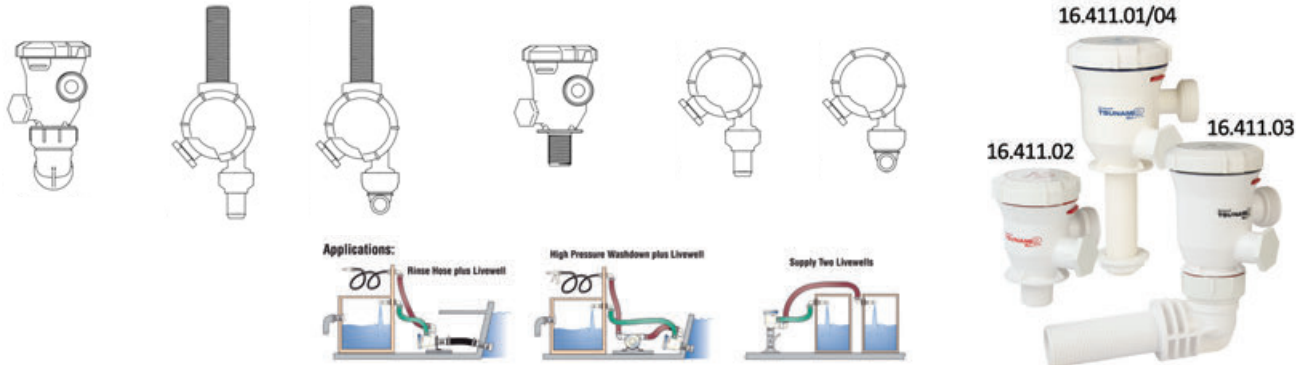


**ATTWOOD Tsunami MK2 electric pump for aeration and water recirculation**



For use in catch and bait tanks; mounted directly on the transom mirror or remotely with a pipe.  
 Version with **two outputs** for simultaneous ventilation of 2 tanks or one tank by using the second connection for deck washing.  
 Cartridges compatible with previous versions of Attwood aerator pumps. Easy and quick installation without the use of sealants.  
 ISO 8846 and IP68 certified

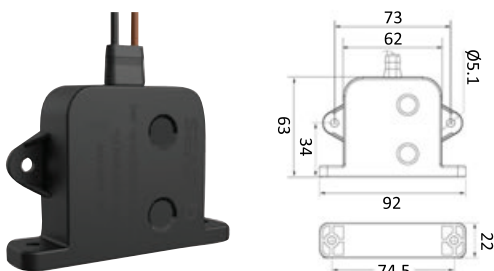
Code	Model	Version	V	Flow l/min	Current draw A	Hose adaptor	OPTIONAL sea intake	OPTIONAL filter	OPTIONAL spray head	Hose holder OPTIONAL
16.411.01	564X/ T500	in line	12	38	1.6	3/4"	16.388.61	16.388.50	16.412.53	17.235.02 / 17.236.02
16.411.02	564X/ T500	inside mounting	12	38	1.6	3/4"	16.388.61	16.388.50	16.412.53	17.235.02 / 17.236.02
16.411.03	564X/ T500	through bulkhead at 90°	12	38	1.6	3/4"	16.388.61	16.388.50	16.412.53	17.235.02 / 17.236.02
16.411.04	565X/ T800	in line	12	50	2.9	3/4"	16.388.61	16.388.50	16.412.53	17.235.02 / 17.236.02



**Electric battery pump for liquid transfer**

Suitable for transferring gasoline, diesel, kerosene, water, and light oils.  
 Autonomous operation with rechargeable lithium battery via USB with included cable. Explosion-proof motor and overload protection.  
 Auto shut-off sensor for full tank. Various sizes of fittings to screw onto the withdrawal tank.  
 Control LED to indicate battery activation status.

Code	Flow l/min	Max extraction m
16.235.00	12	2.5/1 (light oils)



**Automatic electronic switch for bilge pumps**

Universal for all submersible pumps operating at 20A max current draw and 12/24 V.  
 It switches ON at a 41-mm level and turns OFF at 9.5-mm level.  
 A 3-second delay system prevents false starts.  
 To be installed both horizontally and vertically.

Code	Level ON/OFF mm	V	Max A	mm
16.610.01	41/9.5	12/24	20 (12V)/10 (24V)	92x22x63h



**MARCO self-priming pumps for AC systems**

**SELF-PRIMING    CONSTANT FLOW    IP67**

For systems requiring continuous water circulation. They ensure stable and lasting operation by automatically restoring the flow and thus avoiding the problem of system emptying caused by the vessel's oscillations due to waves and hull inclination. Nickel-plated brass body, stainless steel shaft and **PEEK** gears, ideal for both fresh and saltwater environments, ensure high wear resistance even under severe operating conditions.



Code	Initials	V	Current draw A	Flow l/min	Head m	Pressure bar	Watt	Input	Output	↳ mm
16.534.12	UP12-LP	12	14	26	3	3	360	1/2"	1/2"	233x197x113
16.534.24	UP12-LP	24	7	26	3	3	360	1/2"	1/2"	233x197x113
16.534.30	UP14-AC	230-50Hz	1.7	22	3	4	550	3/4"	3/4"	351x225x195

**Water intake from the dock and pressure regulator**

Limits and levels the water pressure from the dock to 3.1 bar to avoid damaging autoclaves and piping. Kit consisting of water intake + quick snap-on connection for water ingress + rear hose holder.

Code	Version	Entrance	Output	↳ mm
16.441.22	recess	3/4"	1/2"	117 x 117



**John Guest Speedfit quick coupling system for watertight water installations**

John Guest Speedfit quick-connect range of products uses the technology of the combined action of clip and seal. The clamp with stainless steel teeth grips the tube and the O-Ring thus provides an airtight seal.



Product description	15-mm Ø	22-mm Ø
Female / Female Coupling	17.114.01	17.116.01
90° female/female elbow	17.114.02	17.116.02
90° female tee	17.114.03	17.116.03
1/2" female/female brass joint	17.114.04	-
3/8" female/female brass joint	17.114.26	-
3/4" female/female brass joint	-	17.116.04
3/8" female/male brass joint	17.114.05	-
1/2" female/male brass joint	17.114.06	-
3/4" female/male brass joint	-	17.116.06
1/2" T brass joint for connection to accumulator tanks, boilers, etc.	17.114.07	17.116.17
3/4" T brass joint for connection to accumulator tanks, boilers, etc.	-	17.116.18
1/2" female/female brass elbow	17.114.24	-
3/4" female/female brass elbow	-	17.116.24
1/2" female/male brass elbow	17.114.25	-
3/4" female/male brass elbow	-	17.116.25
22x15-mm male/female reduction	-	17.116.29
22x15x22-mm reduced T	-	17.116.31
Male/female manifold with two 22x15x15x22 derivations, openable at the end	-	17.116.33
Male/female manifold with three 22x15x15x22 derivations, openable at the end	-	17.116.35
22x22x15-mm reduced T	-	17.116.37
Bush to fit into the tube, <b>NECESSARI to censure seal</b> (Ø15 = technopolymer; Ø22 = stainless steel)	17.114.11	17.116.40
Spare silicone O-ring	17.114.17	17.116.43
150-mm Ø curve with fastening screw	17.114.19	-
Shut-off valve	17.115.20	-

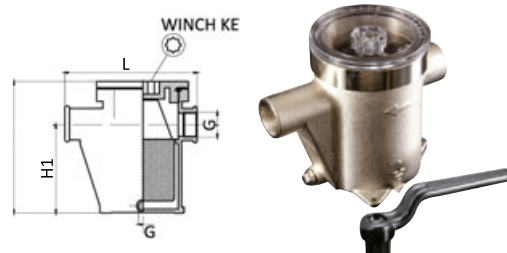


**Nickel-plated brass water purification filter for engine cooling**

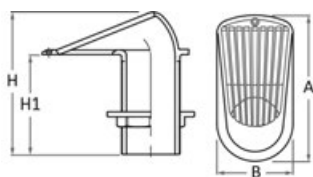
Filter for mounting on engine intake. Made of **nickel-plated brass** with **stainless steel** mesh filtering element and screw cover in **polycarbonate**. Cover with octagonal winch key for easy opening is included.

Code	Ø Nozzles G mm	↳ mm		
		L	H	H1
17.641.00	3/4"	190	144	96
17.641.01	1"	190	144	96
17.641.02	1"1/4	218	194	143
17.641.03	1"1/2	218	194	143

- 17.641.06 Spare polycarbonate cover + seal for filters 17.641.00/01
- 17.641.07 Spare polycarbonate cover + seal for filters 17.641.02/03
- 17.641.08 Stainless steel spare basket for filters 17.641.00/01
- 17.641.09 Stainless steel spare basket for filters 17.641.02/03



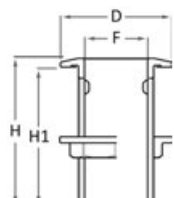
## Bronze fittings, skin fittings and valves



### GUIDI series 2000 bronze thru-hull scoop strainer

BRONZE / BRONZO

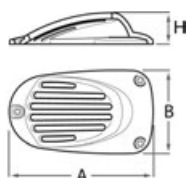
Code	Thread	H mm	H1 mm	A mm	B mm
17.550.07	2" 1/2	189	130	200	100
17.550.08	3"	285	200	293	145



### GUIDI bronze skin fitting

BRONZE / BRONZO

Code	Thread	H mm	H1 mm	D mm	F mm
17.551.08	2" 1/2	128	120	108	63
17.551.09	3"	158	150	122	76

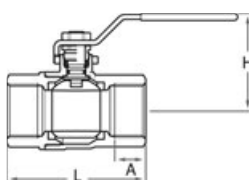


### GUIDI series Manta bronze cap

BRONZE / BRONZO

Code	Thread	A mm	B mm	H mm
17.552.07	2" 1/2	220	122	46
17.552.08	3"	255	140	53

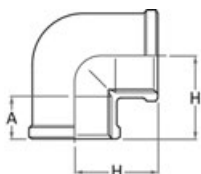
17.551.xx Matching skin fitting



### GUIDI bronze F-F ball valve with lever-handle full flow

BRONZE / BRONZO

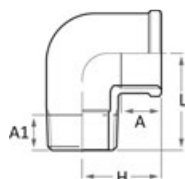
Code	Thread	A mm	L mm	H mm	Capacity 1 bar (lt/h)
17.557.08	2" 1/2	30.2	157	105	500000
17.557.09	3"	33.3	177	178	800000



### GUIDI bronze F-F 90° elbow

BRONZE / BRONZO

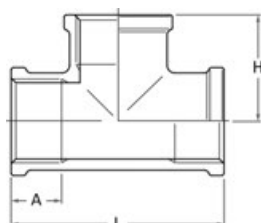
Code	Thread	A mm	H mm
17.560.09	2" 1/2	27	70
17.560.10	3"	28	78



### GUIDI bronze M-F 90° elbow

BRONZE / BRONZO

Code	Thread	A1 mm	A mm	H mm	L mm
17.561.09	2" 1/2	26.7	27	70	83
17.561.10	3"	29.8	28	78	94



### GUIDI bronze F-F-F T-fitting

BRONZE / BRONZO

Code	Thread	A mm	H mm	L mm
17.562.08	2" 1/2	27	70	140
17.562.09	3"	28	78	156

**GUIDI bronze M-F reducer**

BRONZE / BRONZO

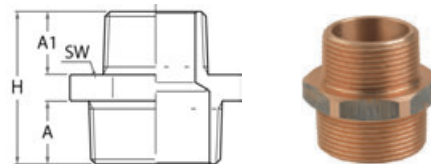
Code	Thread	A mm	H mm	SW mm
17.563.14	2"1/2 x 3"	28.5	41.5	93



**GUIDI bronze M-M reduced double nipple**

BRONZE / BRONZO

Code	Thread	A1 mm	A mm	H mm	SW mm
17.564.09	2" x 1"1/2	21.5	25.5	58	65
17.564.10	2"1/2 x 2"	25.5	26	63.5	80
17.564.11	3" x 2"1/2	26	28.5	67.5	93



**GUIDI bronze double M-M nipples.**

BRONZE / BRONZO

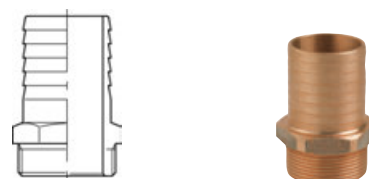
Code	Thread	A mm	H mm	SW mm
17.565.01	1/4"	11	27	16
17.565.02	3/8"	11.5	29	19
17.565.03	1/2"	15	36.5	22
17.565.04	3/4"	16.5	40	28
17.565.05	1"	19	45.5	35
17.565.06	1"1/4	21.5	52	46
17.565.07	1"1/2	21.5	53	52
17.565.08	2"	25.5	62	65
17.565.09	2"1/2	26	64	80
17.565.10	3"	28.5	70	93



**GUIDI bronze male hose connector**

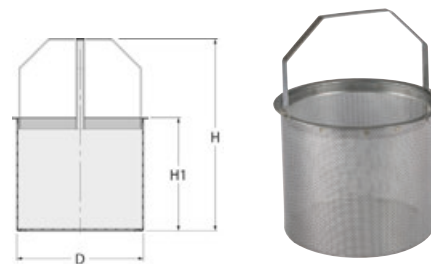
BRONZE / BRONZO

Code	Thread	Hose adaptor Ø mm
17.568.30	2"1/2	60
17.568.31	3"	80



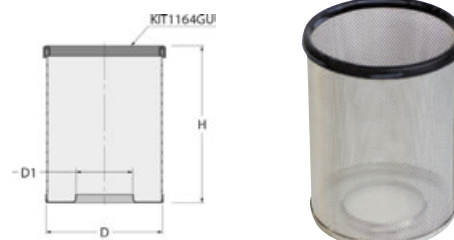
**316 stainless steel basket for GUIDI Mediterraneo water strainer.**

Code	G Nozzles-Ø	D mm	H mm	H1 mm	For strainer
17.645.00	3/8" - 1/2"	57	117	82	17.654.00 / 17.654.01
17.645.01	3/4" - 1"	87	121	77	17.654.02 / 17.654.03
17.645.02	1"1/4	98	148	95	17.654.04
17.645.03	1"1/2	105	161	100	17.654.05
17.645.04	2"	124	179	108	17.654.06
17.645.05	2"1/2	124	246	175	17.654.07
17.645.06	3"	165	256	151	17.654.08



**316 stainless steel spare baskets for GUIDI Ionio water strainers.**

Code	G Nozzles-Ø	D mm	D1 mm	H mm	For strainer
17.646.00	3/4" - 1"	74	36	100	17.648.01 / 17.648.02
17.646.01	1"1/4	87	40	123	17.648.03
17.646.02	1"1/2	98	54	131	17.648.04
17.646.03	2"	124	64	160	17.648.05





# LEWMAR®

## LEWMAR Ultra Low Profile Hatch



It clears your view by minimising clutter.

New ultra-low hatch that combines practicality, aesthetics, and ease of installation.

Sturdy and light frame. The hatch is placed 10 mm above the deck, turning it into a flush setup.

The cut-out dimensions align with those of Low Profile, Medium Profile, and Ocean series; this ensures easy retrofitting without modifications and additional deck drainage.

The lower frame features a silver anodised finish that ensures corrosion resistance in the harshest marine conditions.



Code	Size	Recessed flange protrusion mm	↔ outside mm				↔ cutting dimensions (vary using the counterflange) mm			kg	Acrylic thickness mm
			x	Y	Z	R	X1	Y1	R1		
19.210.10	10	25	321	321	10	72.5	260	260	42.5	2.2	12
19.210.20	20	25	263	408	10	72.5	202	347	42.5	2.3	12
19.210.44	44	25	503	503	10	72.5	442	442	42.5	4.8	12
19.210.60	60	25	568	568	10	72.5	507	507	42.5	6.4	12
19.210.70	70	25	688	688	10	72.5	627	627	42.5	9.5	12



▲ Ultra Low Profile

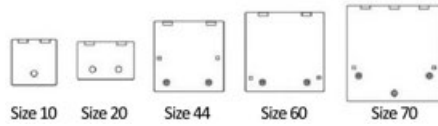


▲ Low Profile

**Lewmar Flush manhole covers**

Made from ATLAS fabric 310 g/m<sup>2</sup>, waterproof, breathable and UV resistant.

blue	grey	Size	Style manhole	outside mm	
				x	Y
19.348.01	19.349.01	10	Square	330	330
19.348.02	19.349.02	20	Rectangular	417	272
19.348.05	19.349.05	44	Square	512	512
19.348.07	19.349.07	60	Square	577	577
19.348.08	19.349.08	70	Square	697	697



OCEANSOUTH



19.348.01/08



19.349.01/08

**Lewmar Low profile hatch covers**

Made from ATLAS fabric 310g/m<sup>2</sup>, waterproof, breathable and UV resistant.

blue	grey	Size	Style manhole	outside mm		Ø mm
				x	Y	
19.346.02	19.347.02	3	Rectangular	301	246	-
19.346.03	19.347.03	10	Square	330	330	-
19.346.04	19.347.04	20	Rectangular	417	272	-
19.346.05	19.347.05	30	Rectangular	527	397	-
19.346.06	19.347.06	40	Square	491	491	-
19.346.07	19.347.07	41	Rectangular	491	246	-
19.346.08	19.347.08	44	Square	512	512	-
19.346.10	19.347.10	54	Rectangular	577	462	-
19.346.11	19.347.11	60	Square	577	577	-
19.346.12	19.347.12	70	Square	698	698	-
19.346.15	-	18	circular	-	-	490
19.346.16	-	22	circular	-	-	588



OCEANSOUTH



19.346.02/11



19.347.02/11

**BOMAR watertight inspection hatch**

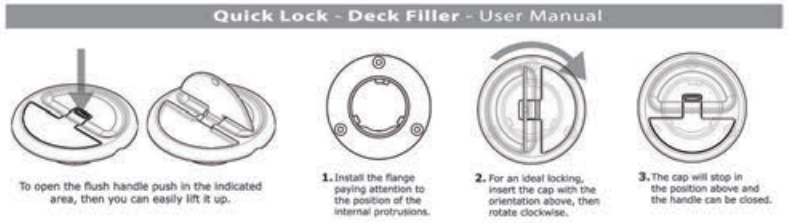
Made of Almag-35 cast aluminum. Stainless steel screws, ring and T-handle.  
 Watertight and tested to withstand up to 10m depth.  
 Flush deck mounting. Suitable for commercial use.

Code	Code Bomar	Opening mm	Cut size mm	Outside mm	Overhang mm
20.296.00	C41524	380x610	450x680	552x774	127

BOMAR  
BOMAR

NEWEST





Quick Lock deck fillers

AISI 316

REGISTERED DESIGN / DISEGNO DEPOSITATO

Technical characteristics: 45° rotation snap lock, 7.7-mm projection, hidden screws, stainless steel check cable with spring, fuel and diesel versions with earthing cable, made of mirror-polished AISI 316 stainless steel, DIN standard symbols.

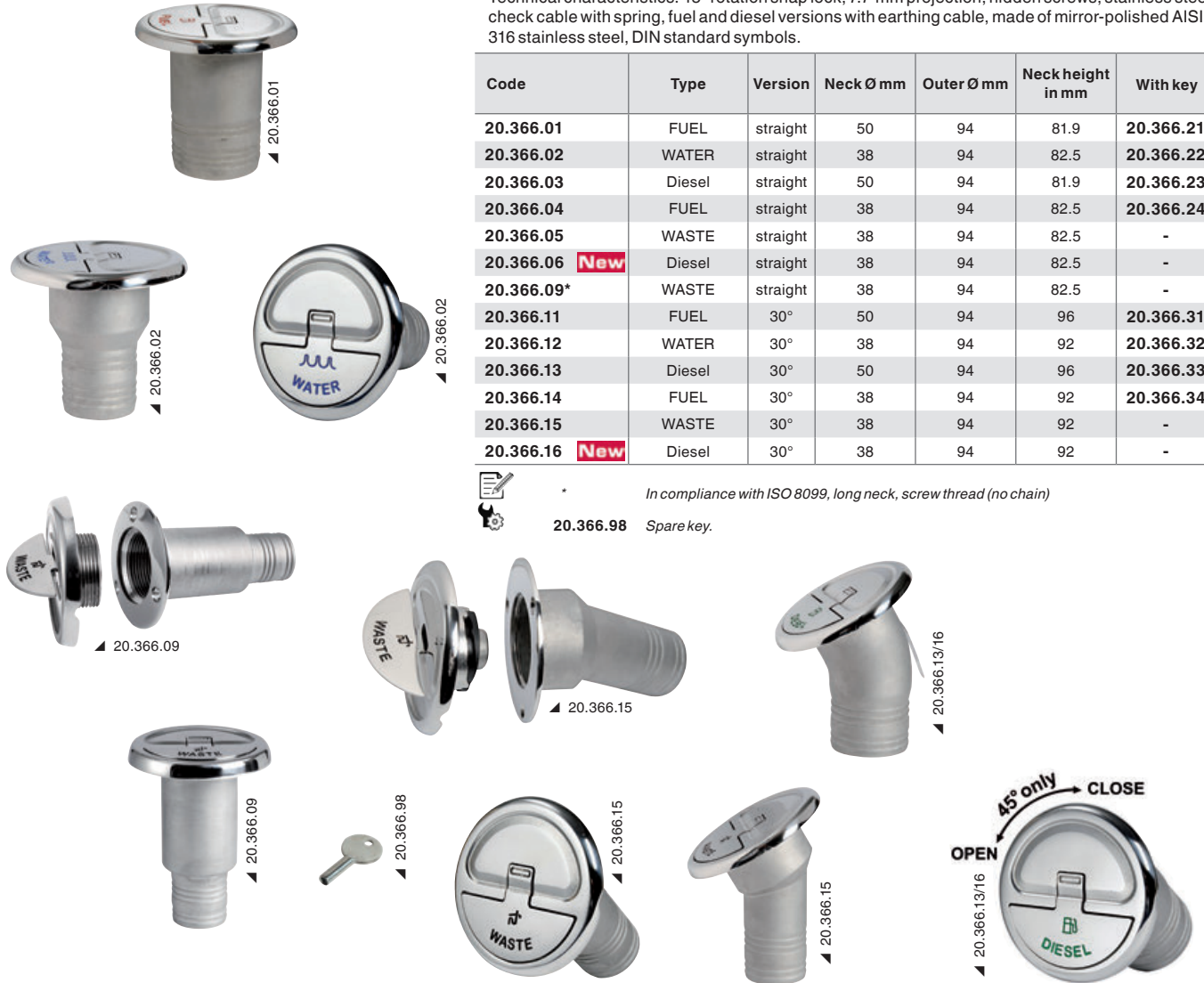
Code	Type	Version	Neck Ø mm	Outer Ø mm	Neck height in mm	With key
20.366.01	FUEL	straight	50	94	81.9	20.366.21
20.366.02	WATER	straight	38	94	82.5	20.366.22
20.366.03	Diesel	straight	50	94	81.9	20.366.23
20.366.04	FUEL	straight	38	94	82.5	20.366.24
20.366.05	WASTE	straight	38	94	82.5	-
20.366.06 <b>New</b>	Diesel	straight	38	94	82.5	-
20.366.09*	WASTE	straight	38	94	82.5	-
20.366.11	FUEL	30°	50	94	96	20.366.31
20.366.12	WATER	30°	38	94	92	20.366.32
20.366.13	Diesel	30°	50	94	96	20.366.33
20.366.14	FUEL	30°	38	94	92	20.366.34
20.366.15	WASTE	30°	38	94	92	-
20.366.16 <b>New</b>	Diesel	30°	38	94	92	-



\* In compliance with ISO 8099, long neck, screw thread (no chain)

20.366.98 Spare key.

**OSCULATI**  
**NEWEST**



Capri MED-approved ring lifebuoy

Built with a special recess, this lifebuoy allows for the rewinding of 30 metres of rope Ø 8 mm around its circumference, keeping safety equipment in perfect order and ready for use.

Code	Ø cm
22.407.06	42x65,2



22.408.06 OPTIONAL Type-approved rope sold separately





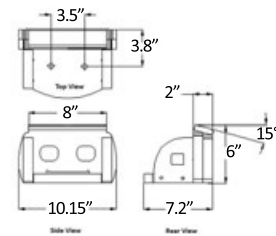
**VersaChock New Gen. removable dinghy supports.**

**MADE IN USA**      **UNIVERSAL**

The new generation of removable VersaChock supports is the perfect solution for storing dinghies, jet skis on stern platforms, flybridges, or decks. It consists of 4 low and rounded-corner plates made of polished 316 stainless steel to be fixed on the boat. The HDPE supports with a large rubber-coated resting surface are fixed to the plates by a threaded eyed pin. Lightweight and compact supports easily removable and stowed when not in use.

Code	Version	Capacity kg	Max horizontal load kg	Note	supports LxPxH mm
22.504.04	Universal Dinghy Chocks	900	725	Fastening screws for stainless steel plates not included. Self-tapping screws <b>A4-7982-06.3x"L"</b> or <b>A2-7983-06.3x"L"</b> are recommended.	254x178x152

\* The length of the screw "L" must be defined based on the thickness of the plate to be drilled.




**Support plates with VersaChock rollers**

**MADE IN USA**      **SELF-ADJUSTING**

They facilitate the retrieval and stowage of tenders and jet skis on the stern platforms. Equipped with 13 cm polyethylene rollers, self-adjusting, with a range of 0-24°, adapting to the shape of the hull; the 8 cm central wheel protects the keel. The plates are easily removable when not in use.

Code	Version	WxDxH mm
22.504.05	VCROLLER25 2 wheels	635x176x173
22.504.06	VCROLLER25 4 wheels	635x277x173



**LCD multifunction instrument with design and electronics compatible with Yamaha outboard motors**

**NEWEST**

**Code 27.329.01**  
 Multifunctional digital instrument displaying oil level, tachometer, speedometer, oil and water temperature in a single device; compatible with NMEA 2000 network and analog signal, supports 4 different analog signal inputs (Tachometer sensor, Fuel, Water temperature, and Oil pressure sensor).  
 There are two display options available:  
 Mode 1: Speed, COG, Voltage, Fuel level, Engine temperature, Oil pressure, Engine hours  
 Mode 2: RPM, Voltage, Fuel Level, Engine Temperature, Oil Pressure, Engine Hours  
 The user can set up the NMEA 2000 system or the analog signal (see installation instructions).  
 Protection rating: IP67  
 Fuel level: 0 – 190 ohm, 240 – 33 ohm or customized  
 Oil pressure: 10 – 185 ohm or customized  
 Water Temperature: 301 – 23 ohm or customized  
 Speed ratio: 0.5 – 250.0  
 Alarm functions: Fuel (10%), Water temperature (95 °C/203 °F), Oil pressure (0.7 bar / 10 psi), customizable.  
 Installation size: 97.5 mm  
 Backlit touchscreen dial (readable even in sunlight) with adjustable lighting Power supply 9/32 V.  
 Dial resolution 432x432 pixels.  
 Supplied with: 1m 5-pole NMEA cable with standard end connector, 1m 6-pole-analog cable.







**Instrument sensors**

Rudder angle sensor. It matches 27.320.17 / 27.321.17 / 27.322.17 and VDO instruments.

Code	Resistance	V	Function
27.330.01	190 Ω	12/24	matches 1 instrument
27.330.02 <b>New</b>	190 Ω	12/24	matches 2 instruments



27.330.10 *Optional connection bar.*

**OSCULATI**



**Vertical level sensor with S3 threaded flange**

**WATER+FUEL**

Ideal for both fuel and water. Any length available for a minimum order of 20 pieces. 12/24 V compatible. AISI316 stainless steel.

Resistance 240±33 Ω	Resistance 0÷190 Ω	Length cm
27.170.17*	-	17
27.170.20*	27.171.20**	20
27.170.22*	-	22
27.170.25*	27.171.25**	25
27.170.28*	27.171.28**	28
27.170.30*	27.171.30**	30
27.170.35*	27.171.35**	35
27.170.40*	27.171.40**	40
27.170.45*	27.171.45**	45 <b>New</b>
27.170.50*	27.171.50**	50 <b>New</b>
27.170.60* <b>New</b>	27.171.60**	60 <b>New</b>

\* For instuments: Teleflex, Aqua Meter, Vetus, S. Giorgio Sein (Veglia), Beede, Medallion, Datcom, 27.160.00, models Taiwan - Wena, Osculati.

\*\* For instruments: Yazaki, mod. 3wires, Faria Europa, VDO, Ulfex, Guardian.

**OSCULATI**



**NMEA 2000 S3 level sensor with output signal**

SAE 3-hole international flange. 12 and 24V compatible. IP65 external protection. **stainless steel** body.

Level sensors are programmed to indicate **the use** of the tank (ex. black/grey/freshwater - fuel) and, if communicated when ordering the items, the **volume** that will be expressed in litres instead of in percentage. In case more than one tank for the same liquid is present onboard, the order shall also indicate the **numbering of the tanks** (ex. 1 - 2 - 3).

Version				Length mm
Fuel	Water	Grey water	Black water	
27.174.15	27.177.15	27.178.15	27.179.15	150
27.174.17	27.177.17	27.178.17	27.179.17	170
27.174.20	27.177.20	27.178.20	27.179.20	200
27.174.22	27.177.22	27.178.22	27.179.22	225
27.174.25	27.177.25	27.178.25	27.179.25	250
27.174.28	27.177.28	27.178.28	27.179.28	275
27.174.30	27.177.30	27.178.30	27.179.30	300
27.174.35	27.177.35	27.178.35	27.179.35	350
27.174.40	27.177.40	27.178.40	27.179.40	400
27.174.45	27.177.45	27.178.45	27.179.45	450
27.174.50	27.177.50	27.178.50	27.179.50	500
27.174.55	27.177.55	27.178.55	27.179.55	550
27.174.60	27.177.60	27.178.60	27.179.60	600

**Compact radio-controlled weather station**

Facts supplied:

- Radio-controlled time and date;
- Lunar phases, calendar, alarm;
- Inside/outside temperature and inside/outside humidity with trends + minimum and maximum memory;
- Barometric pressure expressed in hPa/mb/inHg;
- Weather forecasts with alert;
- Frost warnings;
- Adjustable backlight;
- Wall mounting or table stand;
- Power supply: 2 AA batteries (LR6), 2 AAA batteries (LR3), AC/DC adapter (included)



Code	↔ mm
28.883.52	148x85x44.4

**Professional wireless weather station**

- Facts supplied:
- Time and date + calendar;
  - Weather forecast with 6 icons;
  - Barometric pressure from 800 mb to 1100 hPa;
  - Inside/outside temperature with trend indication and minimum/maximum memory;
  - Indoor/Outdoor humidity with minimum/maximum memory;
  - Rain gauge from 0 to 999 mm with history and memory;
  - Anemometer: 0-178 km (mph or km) max speed and history last hour, 24h, week, month, year + wind direction;
  - Automatic or adjustable backlight;
  - PC connection via WiFi with the App "La Crosse View";
  - Power supply: 1 CR2032 battery included + AC/DC adapter included, 2 AAA batteries (LR3) + 4 AA batteries (LR6) + 2 batteries (LR14).



Code	←→ mm
28.918.04	208x148x30

**FUSION Apollo Speakers**


These speakers are designed and optimized to deliver immersive, high-fidelity audio during your water sport activities, even at high-speed. With premium CRGBW lighting to create exciting atmospheres. Sold in pairs.



**NEWEST**

Code	Fusion Code	Grill color INCLUDED	Dimen- sions	Power W		Frequen- cy Hz-kHz	Efficien- cy Db	LED lighting
				RMS	MAX			
29.846.13	010-02918-01	<input type="checkbox"/> white	6.5"	75	300	70-22	90	CRGBW
29.846.14	010-02918-03	<input checked="" type="checkbox"/> grey	6.5"	75	300	70-22	90	CRGBW
29.846.15	010-02918-11	<input type="checkbox"/> white	7.7"	100	400	60-22	91	CRGBW
29.846.16	010-02918-13	<input checked="" type="checkbox"/> grey	7.7"	100	400	60-22	91	CRGBW
29.846.17	010-02918-21	<input type="checkbox"/> white	8.8"	130	520	50-22	91	CRGBW
29.846.18	010-02918-23	<input checked="" type="checkbox"/> grey	8.8"	130	520	50-22	91	CRGBW

Optional grids available on request.



**FUSION subwoofer**

An appealing design combined with unique bass power.



**NEWEST**

Code	Fusion Code	Series	Grill color INCLUDED	Di- men- sions	Power W		Fre- quency Hz-kHz	Efficien- cy Db	LED lighting
					RMS	MAX			
29.849.01	010-02301-00	Flush Mount	<input type="checkbox"/> white	10"	120	400	30-2	86	no
29.849.02	010-02198-00	XS	<input type="checkbox"/> + <input checked="" type="checkbox"/> Black and White	10"	120	600	30-2	86	no
29.849.03	010-02198-20	XS	<input type="checkbox"/> + <input checked="" type="checkbox"/> White and Grey	10"	120	600	30-2	86	RGB
29.849.04	010-02774-00	Signature	<input type="checkbox"/> white	10"	300	600	30-2	86	no
29.849.15 <b>New</b>	010-02918-41	Apollo	<input type="checkbox"/> white	10"	300	600	30-2	86	CRGBW
29.849.16 <b>New</b>	010-02918-43	Apollo	<input checked="" type="checkbox"/> grey	10"	300	600	30-2	86	CRGBW
29.849.17 <b>New</b>	010-02918-51	Apollo	<input type="checkbox"/> white	12"	700	1400	20-2	86	CRGBW
29.849.18 <b>New</b>	010-02918-53	Apollo	<input checked="" type="checkbox"/> grey	12"	700	1400	20-2	86	CRGBW




▲ 29.849.16/18



▲ 29.849.15/17



▲ 29.849.03



**GLOMEX Glomeasy Line super-compact VHF antenna**

Minimal and inconspicuous look.

white	black	Length mm	dB	Max input power
29.994.01	29.994.02	250	3	50

29.990.19 **New** Stainless steel deck base



**Accessories for GLOMEX Glomeasy Line antennas**

Code	Description
29.990.19	Stainless steel deck base



**SCOUT KS-42 VHF Antenna**

Code 29.997.00

Antenna in **ice white fiberglass** with UV filter, filled with **waterproof polyurethane**, high strength, 1.5 mm thickness. Length 2.40 m, standard attachment 1" x 14 threads in chrome-plated brass. **Gain 3 dB** and maximum input power 50 W. Complete with 5-m of RG-58 cable and PL-259 connector. Ideal for medium and large boats.



**SCOUT KS-7B fiberglass CB Antenna**

Code 29.910.00

Body in **ice white fiberglass** with UV filter, 1.4 mm thick, entirely filled with **waterproof polyurethane**. Complete with 5-m of RG-58 coaxial cable and PL-259 connector. Length 1.5 m, standard attachment 1" x 14 threads. Maximum input power 10 W.

**NEWEST**



**All-in-one transducers**

All-in-one transducers with traditional sonar functions. ClearVu/ SideVu.

Code	Garmin Code	Model	ClearVu / SideVu frequency	Clear / Side power	Traditional frequency	Power
29.041.79	010-13073-00	GT56UHD-TM	455/1100 kHz	500W	150/240 kHz	350 W

**GARMIN**

**NEWEST**



▲ 29.074.14



▲ 29.074.15



▲ 29.074.16

**GARMIN Quatix multifunction GPS watch**

Quatix 7 is designed to connect to Garmin compatible marine gear and to other devices to offer control for autopilot, data streaming, Fusion-Link™ entertainment and much more. It uses traditional buttons or the new touchscreen interface. No matter where you go, know where you are with optional BlueChart® g3 coastal charts and inland maps. It features the brilliant 1.3" AMOLED display to read the dial in any light condition.

Code	Garmin Code	Description	Battery life	LED torch	
29.074.14	010-02540-61	Quatix 7	Smartwatch: up to 18 days - All GPS systems: up to 40 hours	no	79
29.074.15	010-02803-81	Quatix 7 Pro Amoled	Smartwatch: up to 16 days - All satellite systems: up to 42 hours	Yes	78
29.074.16	<b>New</b> 010-02541-61	Quatix 7x Solar	Smartwatch: up to 28 days / 37 with solar - All satellite systems: up to 77 hours	Yes	89

**Garmin Marine Cameras**

High-resolution GC 245 and GC 255 cameras monitor inside and outside areas and help reduce stress during mooring. Designed for Garmin chartplotters, they can provide distance indicators and guidelines to enhance awareness of what's around your boat when docking in tight spaces.

**NEWEST**



Code	GARMIN Code	Model	Colour	Mounting
29.008.01	010-02892-10	GC 245	white	Surface
29.008.02	010-02892-11	GC 245	Black	Surface
29.008.03	010-02829-00	GC 255	SS	recess

**RAYMARINE Axiom+ Multifunction Touchscreen Display**

**LIGHTHOUSE 3**

The successor to Raymarine's award-winning Axiom® line, Axiom+ is engineered for top performance. Axiom+ comes with a powerful quad-core processor for speed and responsiveness. Designed for excellent viewing in a range of lighting conditions, the new, higher resolution IPS displays deliver 25% more brightness and new day/night color palettes offer enhanced visibility in any lighting condition. Axiom+ features the renowned LightHouse 3 OS, the most powerful and easy-to-use Raymarine MFD operating system to date.

Axiom Plus supports the renowned LightHouse 3, the most powerful and user-friendly operating system for Raymarine multifunction displays.

Distinctive features of Axiom+ range compared to Axiom range

- BRIGHTER: 25% brighter displays (up to 1,800 nit).
- SHARPER: IPS display technology delivers wider viewing angles and sharp contrast at twice the resolution of traditional displays.
- ENHANCED GPS: Next-generation, high-performance 10 Hz GPS/GNSS receiver with 4X increased sensitivity for accurate positioning.
- OPTIMISED INTERNAL GPS: 10 Hz GPS/GNSS next-generation high-performance receiver with four times higher sensitivity for accurate positioning.
- INTERNAL MEMORY: 16 GB solid state.
- INTEGRATED WI-FI MODULE for connection to Raymarine App and Internet.

Code	Model	Integrated Echosounder Module	Stern transducer included	CHIRP Downvision, SideVision and 3D Realvision	Display size	Front mount flush installation kit	Lighthouse chart included
29.705.19	Axiom+ 9RV	x	-	x	9"	29.704.99	no
29.705.20	Axiom+ 9RV	x	-	x	9"	29.704.99	Yes
29.705.34	Axiom+ 12RV	x	-	x	12"	29.704.92	no
29.705.35	Axiom+ 12RV	x	-	x	12"	29.704.92	Yes

29.070.03 Lighthouse Chart



▲ 29.705.12/13/17/18/19/20



▲ 29.705.39/40/32/33/34/35



▲ 29.704.97/99/92

**NEWEST**

**RAYMARINE transducers for Axiom/Axiom+/Axiom Pro/Axiom Pro 2**

Code	Description	Compatible with
29.703.90	RVM-100 Stern transducer 3D RealVision and RVM1600 module (cable 8m - 25-pin)	Axiom PRO RVM / Axiom 2 PRO RVM
29.703.98*	B60 Depth/Temp bronze low profile 600W TILT 12° for hulls from 8° to 15°	Axiom RV / Axiom PRO RVM / Axiom 2 PRO RVM
29.703.99*	B60 Depth/Temp bronze low profile 600W TILT 20° for hulls from 16° to 24°	Axiom RV / Axiom PRO RVM / Axiom 2 PRO RVM

\* A80490 adapter cable (25-9 pin) included.



▲ 29.703.98/99



▲ 29.703.90

**NEWEST**

**i70 multipurpose RAYMARINE instrument**

Large 4" LCD display, easy to read and perfectly visible from any angle and distance. The i70 instrument can be customized depending on the boat type. It offers traditional analog screens as well as details about engine and fuel or information as AIS repeater: the i70 Raymarine can display all required data.

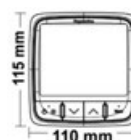
Technical data:

4" LCD display with 160° visual angles, 43-mm number in full screen mode. Anti-reflection treatment. Light House interface. AIS repeater.

Data supported: wind, speed, depth, tridata, engine (NMEA 2000), environment (NMEA 2000), fuel (NMEA 2000) and navigation.

To be connected to traditional transducers by adding a POD or to smart transducers.

**NEWEST**



Code	Model	Power supply	Display Size	Resolution
29.603.01	i70s	12 V via STNG	LCD 4,1"	320x240 (QVGA)
29.603.10 <b>New</b>	i70s System Pack (Colour Instrument with Wind Transducer and DST, ITC-5, 3m BB cable, power cable, 5-way connector, 2 BB terminals)	12 V via STNG	LCD 4,1"	320x240 (QVGA)



## Raymarine



### Transducers and sensors for Raymarine instruments

Code	Reference	Description	ST40 / i40	ST60 / i50 / i60s	i70
29.590.13	E26009	Depth thru-hull plastic transducer (9-m cable)	•	•	-
29.600.13	M78713-PZ	Depth plastic thru-hull (P19)	•	•	• (with POD iTC5)
29.600.19	<b>New</b> A22154	Thru-hull plastic transducer (DST800 - analogue)	•	•	• (with POD iTC5)
29.600.17	E26001-PZ	Depth adjustable internal transduction (cable 12m)	•	•	• (with POD iTC5)
29.590.12	E26008	Thru-hull speed/temperature plastic transducer (9-m cable) – Short	•	•	-
29.600.14	<b>New</b> E70673	Thru-hull transducer	•	•	• (with POD iTC5)
29.600.21	Z195	Wind Rotavecta transducer (20-m cable)	•	•	• (with POD iTC5)
29.600.20	E22078	Wind standard mast head transducer (30-m cable)	-	•	• (with POD iTC5)
29.600.42	E70010	Multiple POD converter for 5 iTC5 transducers	-	-	•
29.600.25	T120	Wind wireless transducer	-	•*	•*
29.600.26	<b>New</b> E70670 RSW	Smart Performance Wind Transducer, short arm with 30 m cable	-	-	•**

\* Compatible via gateway interface 29.602.15

\*\* Compatible with I70 and Axiom s ITC compatible with I70 and Axiom without the need for the itc5 converter

## SCANSTRUT



### SCANSTRUT aluminium Power Tower 150 mm for Starlink

Designed to install Starlink antennas on the roof, T-top, flybridge, or boat radar arch.

This Power Tower ensures obstacle removal and positions your Starlink at an ideal angle of 8° for optimal connectivity. Designed for the marine environment, it is custom-made to fit Starlink High-Performance systems.

Pre-drilled mounting holes allow for secure attachment directly to the tower. The integrated Scanstrut cable seal ensures watertight installation. No need to remove Starlink connectors during installation. Finishing complies with the exclusive marine paint system.

Made of premium quality aluminum suitable for the marine environment.

Code	Colour
29.902.10	<input type="checkbox"/> white

### Man Over Board based on AIS transmission

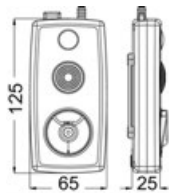
The W480 device is a MOB signalling system for personal use, class M.

Designed to be carried on life vests or oilskins. It activates within 5 seconds of falling overboard.

The in-built GPS receiver communicates the MOB position via DSC and AIS transmission.

- MOB compliant with Class M, AMRD type A
- AIS operating modes (AIS1 and AIS2, power 2 W) and DSC
- Open Loop or Close Loop (depending on the competent authority)
- MMSI programmable through application
- Service life (active): minimum 24 hours
- Inbuilt GPS receiver;
- compact and lightweight;
- Automatic and manual activation upon contact with water (very useful in case of unconscious shipwrecked);
- High-efficiency flashing light to help rescuers pinpoint the shipwrecked's precise location in poor visibility or bad weather conditions.
- ready to use, no specific maintenance required;
- 5-year battery storage. Batteries are easily replaced by the final user.

The device complies with the technical standard EN 300.338-6.



Code	Model	↔ mm	kg
29.650.01	W480	125x65x25	140

### Nano Aerosol Manual Fire Extinguisher

#### AEROSOL

This extinguisher is an innovative and safe device, based on PGA technology (Potassium-based Pyrotechnic Aerosol). Despite being compact and lightweight (480 grams), it provides extinguishing effectiveness comparable to traditional 6kg powder or foam extinguishers. It is ideal for extinguishing fires caused by fuels, electrical circuits, gas, oils, plastics, and other materials. Unlike other models, it leaves no residue, does not pollute the environment, and is safe for humans. Perfect as an additional unit for sudden emergencies.



▲ Video

Code	Extinguishing product	Fire Extinction Category	Discharge time (s)	↔ mm	kg
31.810.01	Potassium	B - C - E - F	8-10	242x53	0.5

**Fixed FIREBOY fire extinguishers with clean agent and manual/automatic activation**

**USCG**

The MA Series fire extinguishers provide optimal protection for engine rooms and motor compartments up to 51 cubic meters. This pre-engineered system ensures a total flooding, representing the safest solution to combat fires in critical environments.

- Automatic activation at 175°F (79°C): in case of emergency, the extinguisher automatically activates at a preset temperature, with the option of manual activation for additional control.
- FK-5-1-12: clean extinguishing agent, ideal for protecting delicate equipment without causing collateral damage.
- Locking lever: increases safety during cable removal or installation.
- Powder coated mounting support: includes a sturdy mounting bracket and a 2-inch LED display for immediate visual control.
- Approved by USCG (United States Coast Guard) and ISO RINA.



Code	Load kg	Protected net volume (m3)	External dimensions mm	kg
31.610.03	3	3.5	130x512	8.5
31.610.06	4.9	5.7	160x514	12.6
31.610.07	6.1	7	160x514	14.9
31.610.10	8.5	10	180x565	20.1
31.610.14	12.2	14.1	180x769	27.6
31.610.18	15.8	18.4	180x926	34.2
31.610.21	17.1	19.8	180x926	35.4
31.610.22	17.1	19.8	254x623	37.5
31.610.25	22	25.5	254x781	46.8
31.610.31	26.8	31.1	254x781	52.7

**FIREBOY fire extinguisher activation cable kit**

The manual FIREBOY function is a backup for those who prefer an additional control measure or for vessels inspected as required by the US Coast Guard regulations. The activation kit includes cable, light indicator, pull handle, safety pin, and safety strap.



Code	Cable length (m)
31.630.03	3
31.630.04	4.2
31.630.05	4.8
31.630.07	7.9
31.630.10	10.3

**FIREBOY ESC series automatic engine shutdown systems**

Every system in the FIREBOY ESC series includes an integrated audible alarm, charge / discharge lights, and an override switch to restart or control the automatic shutdown. They are equipped with a water-resistant display.

ESC Series includes:

ISO 54 casing: robust protection with fuses and internal terminals; Heyco connectors: reliable cable connection; variety of models with 6, 8, and 10 circuits; gold-plated relays rated at 2 A (operating from 10 mA to 2 A) and 15 A (operating from 100 mA to 20 A); multiple voltage 9-12-24-32V DC. Depending on the vessel setup, the control unit may: turn off the engines; turn off the generator; turn off the blower; turn off supply pumps; close shutters; activate alarms; perform various other functions through the relays of the control unit.



Code	Model	Relay
31.650.01	6 circuits	2x2A + 4x15A
31.650.02	6 circuits	6x15A
31.650.03	8 circuits	2x2A + 6x15A
31.650.04	10 circuits	10x15A

**Aerosol Stick Fire Extinguisher for Electrical Panels**

**AEROSOL**

Adhesive stick fire extinguisher employing aerosol technology, activates at 170°C, ideal to fight fires caused by short circuits in reduced spaces such as electrical panels and engine compartments of boats. Non-toxic, non-pressurized, leaves no residue, and is easily installed. Protects up to 0.3 m³.



Code	Extinguishing product	Fire Extinction Category	Maximum coverage (m3)	mm	kg
31.820.01	Potassium	B - C - E - F	0.3	87x20	0.1

Video



▲ 33.515.01/02

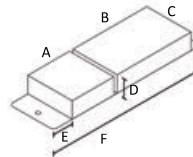


▲ 33.515.11/12

**Flat fenders**

In soft closed-cell foam PVC, with an outer coating of coated and welded PVC fabric. They can be folded for easier storage.

Colour			←→  cm	Thickness cm
white	black			
33.515.01	33.515.11	New	61 x 16.5	6.4
33.515.02	33.515.12	New	87 x 16.5	10



**OSCULATI**



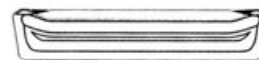
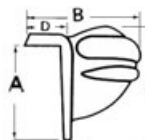
**Small Fender Model**

In pre-inflated PVC.

Colour		Model	Length cm	←→  cm				kg
white	blue			A	B	C	D	
33.517.11	33.517.21	angular	25	8.5	7.4	12	3.9	0.6
33.517.12	33.517.22	straight	43	8.5	7.4	12	3.9	0.56



▲ 33.517.21



**OSCULATI**

**Medium Fender Model**

In PVC with a needle valve.

Colour		Type of fastening	Length cm	Section cm	kg
white	blue				
33.519.63	33.519.64	on plane	96	15x10	2.6
33.519.67	33.519.68	vertical (support ear)	39	15x10	1.2



▲ 33.519.68

**OSCULATI**

**Big Fender Model**

In PVC with a pin valve. Mounting on a plane plus angle.

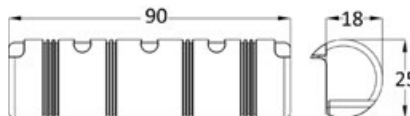
Colour		Length cm	Section cm	kg
white	blue			
33.519.60	33.519.61	90	25x18	4.2



▲ 33.519.61



▲ 33.519.60



**OSCULATI**

**Inflatable Corner model with valve**

In PVC with a needle valve.

Colour		Ø cm	Length cm	kg
white	blue			
33.519.70	33.519.71	18	38.5	1.5



▲ 33.519.70



**Heavy Duty Polyethylene Mooring Buoys**

Scratch-resistant glossy surface.  
Complete with central axle in RILSAN-coated steel.  
High precision lower swivel.  
Filled with closed-cell polyurethane foam.


Colour		Ø cm	Circumference cm	Body length cm	Total length cm	Thrust kg
white	red					
33.178.01	33.177.01	46	142	55	90	56
33.178.02	33.177.02	55	178	65	92	107



**GIANT Heavy Duty Polyethylene Mooring Buoys**

Scratch-resistant surface.  
Complete with central shaft, diameter 30 mm, in RILSAN-coated steel.  
High-strength lower swivel.  
Filled with closed-cell polyurethane foam.

red	Ø cm	Body length cm	Total length cm	Thrust kg
33.179.01	91	121	170	650
33.179.02	116	121	170	1100



**WINDEX wind indicator**

Wind indicator fitted with vanes, mounted on a hard stone suspension for sliding movement. Very accurate and stable, fitted with a wind angle indicator. It comes in a display package.

Code	Model	Type	Varne mm	Small resin base	Material
35.388.01	10	for sports boat	230	-	Aluminium and plastic
35.388.12 <b>New</b>	15 mk2	for cruisers up to 11 m	380	35.388.06* OPTIONAL	Titanium and plastic
35.388.03	XL	for boats up to 15 m	584	-	Aluminium and plastic

\* To mount WINDEX 15 on the side or on the top of the mast.



**WINDEX® NEWEST**



**Lighting kit for WINDEX®**


Code 35.388.08

WINDEX LED Light illuminates the reflectors on the indicator arms and on your Windex, for easy reading even at night.  
The silver, water-repellent and corrosion-resistant components ensure a longer lifespan and only 23 mA power consumption.  
Suitable for mounting with WINDEX 15, WINDEX 10, and WINDEX XL.



**Hazard warning stickers and loading / unloading points**

Code	Description	↔ mm
35.464.04	Load of petrol sticker	25x27
35.464.14	Load of diesel sticker	25x27
35.464.05	Load of water sticker	25x27
35.464.06	Fire hazard sticker	25x27
35.464.07	Electric Hazard Sticker	25x27





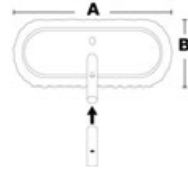
**OSCULATI**



**Special scrubbing brush**

Polyurethane-coated marine wood structure, shock-proof rim, premium fibres, anodized aluminium snap coupling. 2 sizes available: 8" and 10".

8" Brush 195(a)x85(b)-mm	10" Brush 250(a)x90(b)-mm	Fibres	
		Type	material
36.633.01 <b>New</b>	36.634.01 <b>New</b>	extrasoft	GreenPolyester
36.633.03	36.634.03	soft	Yellowpolyester
36.633.05	36.634.05	Mediumhardness	Bluepolyester



**OSCULATI**



**Very high water absorption mop.**

With snap coupling, made of anodized aluminium.

Code	Description
36.638.01	ClassicinPVA synthetic leather
36.638.02 <b>New</b>	Extraabsorbentwith7.5cmwidestrips




**Synthetic chamois leather**

Ultra-absorbing PVA leather. Absorbs 50% more than chamois leather. Perfect drying without rings.

Code	cm	Model
36.642.01	66x43	Big
36.642.02 <b>New</b>	66x64	Giant

**OSCULATI**



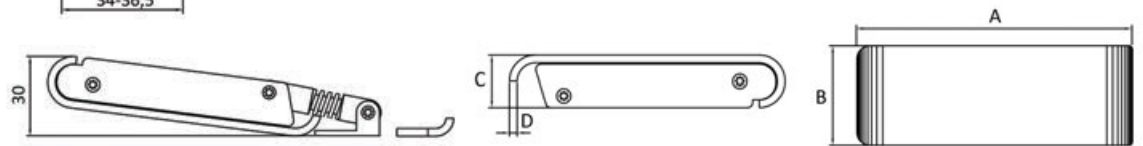
**Pearl stainless steel lever latch**

**AISI 316**    **MADE IN ITALY**    **PATENT PENDING**

The operating mechanism is enclosed within the main casing, thus presenting an impeccable **aesthetic** result. Features an intermediate elastic system that allows for a consistently usable and pleasant trigger tension, capable of compensating for any variations that may occur during work. It is entirely made of stainless steel **AISI 316**, mirror-polished finish on the outside and a bright finish on the inside.

For the latch fastening, what follows is required:  
 - 2 M4 countersunk screws for the base plate,  
 - 2 M5 rounded head screws for the hooking tooth.

Code	A mm	B mm	C mm	D mm
38.202.00	106	38	20	3



**southco**



**Closure with flexible T-handle**

Adapts to alignment irregularities and features a non-conductive, UV-resistant handle that cushions vibrations and ensures a secure, silent closure. Features a nylon retaining washer.

Code	Material	Finish	Colour	Thread size
38.201.00	rubber	Natural	Black	M5x0,8



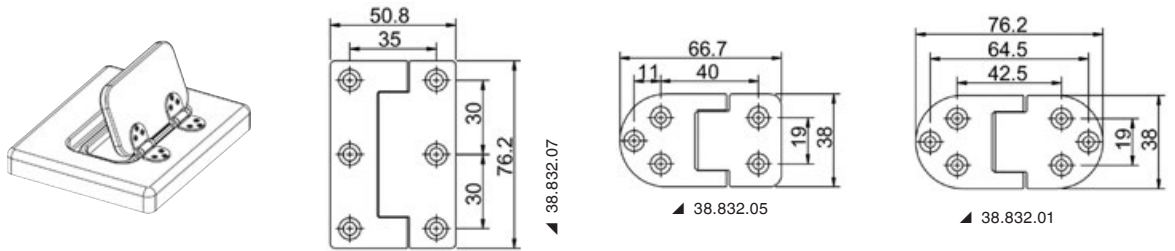

**Self-supporting hinge**

**NEWEST**

**AISI 316 FRICTION HINGE**

Made of precision-cast AISI 316 stainless steel.  
 Constant torque 30 **kg·cm** ± 15% guaranteed for 20,000 cycles.  
 The torque is expressed in **kg·cm**, meaning that departing from the hinge rotation axis, the effort decreases.  
 Torque calculation: hatch depth (cm) x 1/2 hatch weight (kg).  
 Example: 2x 30-kg hinges perfectly hold a hatch 2-kg heavy and 40 cm deep.

Code	mm	Model	Torque kg·cm +-15%	Thickness mm
38.832.01	76x38	standard pin	30	3
38.832.05 <b>New</b>	67x38	standard pin	30	3
38.832.07 <b>New</b>	51x76	standard pin	40	3



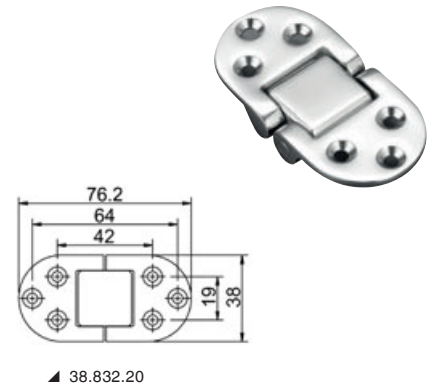
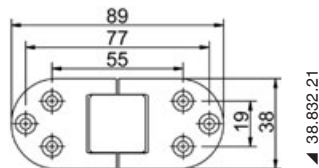
**Self-supporting double pin hinges**

**NEWEST**

**AISI 316 FRICTION HINGE**

Self-supporting double pin hinges suitable for 180° folding doors.  
 For use with standard double pin hinges (not self-supporting).  
 The choice of the proper hinge depends on the weight of the foldable door:  
 If 2 self-supporting hinges generate a too high load, only one is used plus a non-self-supporting hinge.

Code	mm	Torque Kg/cm +-15%	Thickness mm	Frictionless matching hinge
38.832.20	76x38	30	3	38.842.20
38.832.21	89x38	30	3	38.842.21



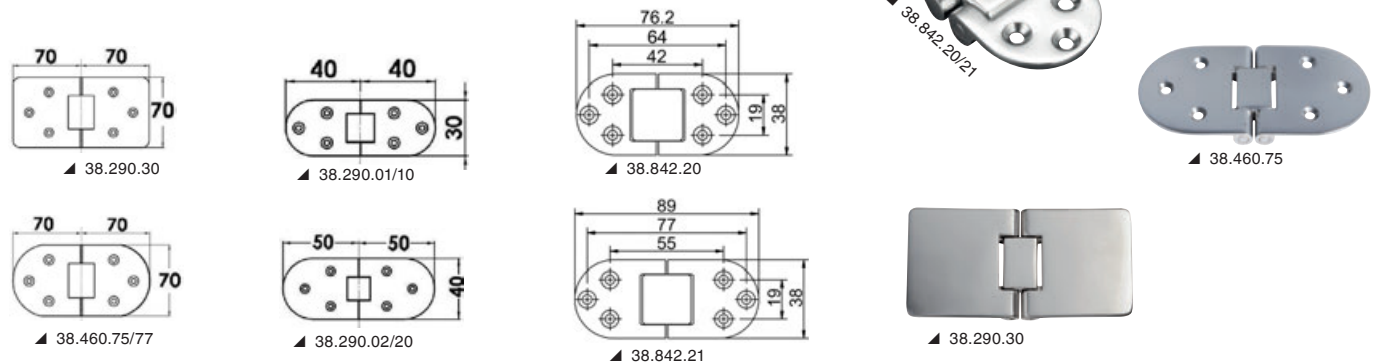
**Precision microcast hinges, 180° rotation**

**NEWEST**

**AISI 316**

Mirror-polished AISI 316 stainless steel. Suitable for hatches and tilting tops.

Version with bores	Blind version with 5-mm studs (optional)	mm	Thickness mm
38.842.20 <b>New</b>	-	76x38	3
38.290.01	38.290.10	80x30	3
38.842.21 <b>New</b>	-	89x38	3
38.290.02	38.290.20	100x40	4
-	38.290.30	140x70	2.8
38.460.75	38.460.77	140x70	2.8





**Hinge with integrated damper**

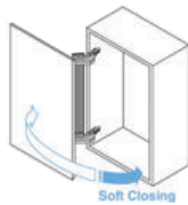
Hinge with integrated damper to prevent lid closure  
For doors opening upwards.  
Side-mount type. Sold in pairs (DX+SX).  
Includes countersunk self-tapping screws 4x20mm.

Code	Colour	Torque
38.613.01	black	3.4 - 5 N•m (34.7 - 51 kgf•cm)

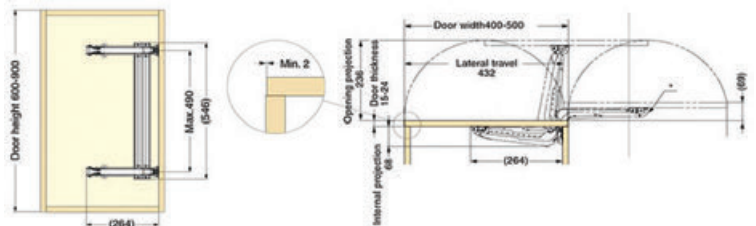


**SUGATSUNE MonoFlat LIN-X Hinge**

MonoFlat LIN-X450 hinge with lateral rotation mechanism.  
Allows lateral rotation of doors within reduced radius. Ideal for limited front space applications (electrical panels in corridors).  
The door does not impede clear space when fully open, providing full access to the cabinet.  
Free rotation and cushioned closure **Soft Close**. Simple installation, adjustable in 4 ways.



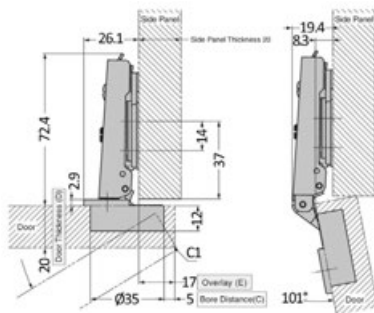
Code	Version	hinge overall mm	Plate for overall dimension mm	For doors thickness mm
38.528.01	Overlap 19 mm	285x55	47x46	15/24



**Hinge with integrated damper**

**SOFT CLOSE**

Stainless steel hinge with ABS damper.  
Soft Close closing damper.



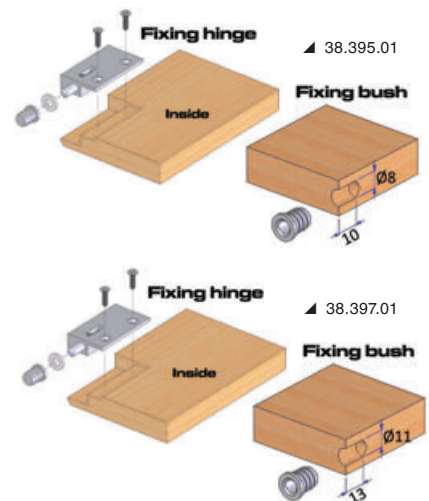
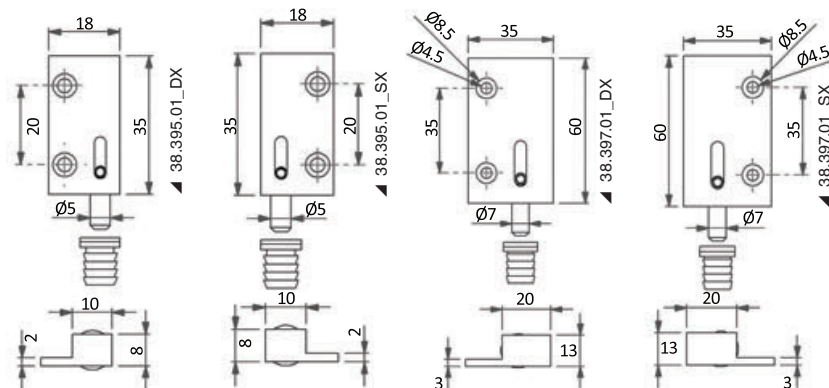
Code	hinge overall mm	Plate for overall dimension mm	For doors thickness mm
38.529.01	110*62	46*51	15/20



**Pin hinge side mounting**

Made of **chrome-plated brass**, complete with bushing.

Code	mm	Version
38.395.01	18 x 35	Right + Left
38.397.01	35 x 60	Right + Left

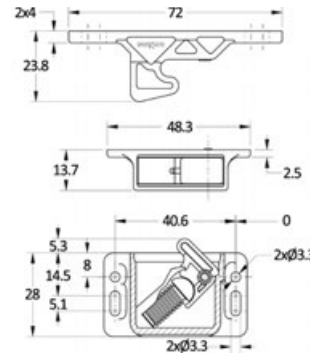


**Push closure with Grabber hook**

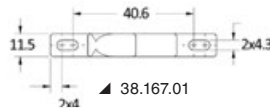
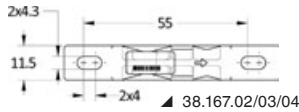
The latch closure is facilitated by the use of a mechanism with a relatively low profile (only 13.7 mm thick). The actuation above the dead point firmly compresses the door, releasing the compression upon opening.

- Features:
- The latches can be mounted vertically or horizontally, the marks on the latch and the hook are a reference for correct mounting.
  - Available in various mounting options: the hook can be installed in front of or beside the frame.
  - All models have three clamping forces: 13 N, 22 N and 44 N.
  - All models are made of corrosion-resistant materials.

southco®



Code	Distance between door hooks in mm.	Approximate pulling force	Colour
38.167.01	40.6	44 N	Black
38.167.02	55	13 N	Blue
38.167.03	55	22 N	Silver
38.167.04	55	44 N	Black

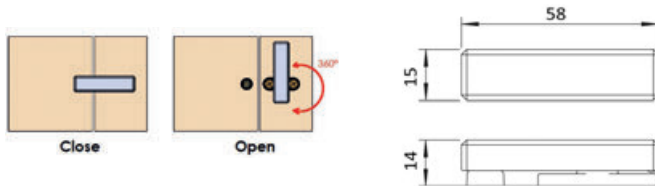


**Swivelling door stopper**

Mirror-polished AISI316 stainless steel. Prevents accidental opening. When "closed", hidden screws.

**NEWEST**

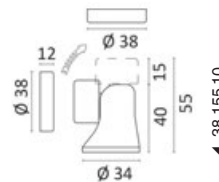
Code	mm
38.145.10	58x15



**Adjustable magnetic doorstop**

**OSCULATI**

Code	Version	Description
38.155.00	chromed brass	Standard magnetic resistance 4.1 Kg
38.155.01	Stainless Steel 316 mirror-polished	Standard magnetic resistance 4.1 Kg
38.155.10 <b>New</b>	chromed brass	GIANT magnetic resistance 7.5 Kg



**Pivoting magnetic door stoppers**

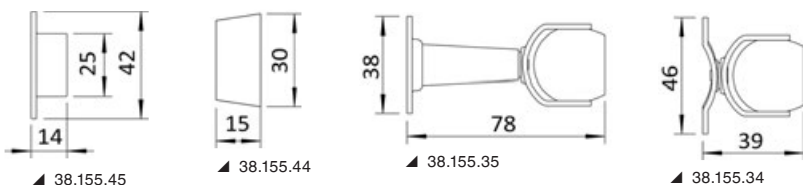
AISI 316 stainless steel body, mirror-polished. Tensile force 5 kg

**NEWEST**

A) Doorstopper without striker	
Code	Version
38.155.34	Low
38.155.35	High

B) Striker	
Code	Version
38.155.44	Surface mount
38.155.45	Built-in



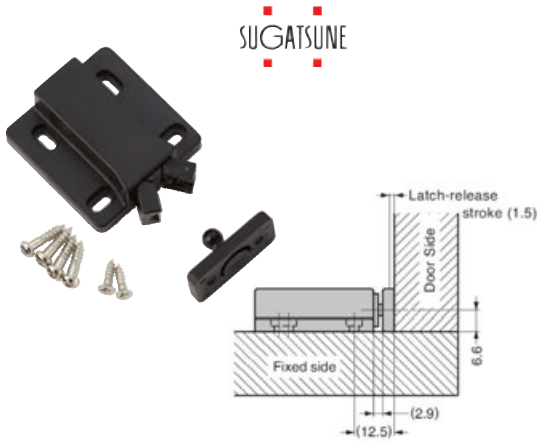




**Door bumpers**

Made of chrome-plated brass and rubber for shock absorption

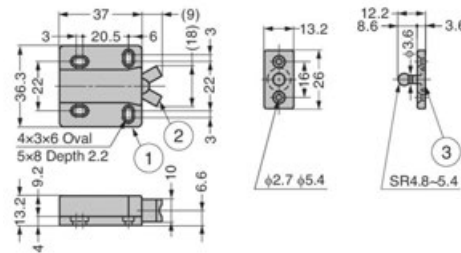
Code	↔	
	Ø mm	Thickness mm
38.155.25	25	24
38.155.40	40	27



**SUGATSUNE non-magnetic contact latch**

ABS body. For doors without knobs or handles.  
Non-magnetic.  
Latch release travel of about 1.5 mm.

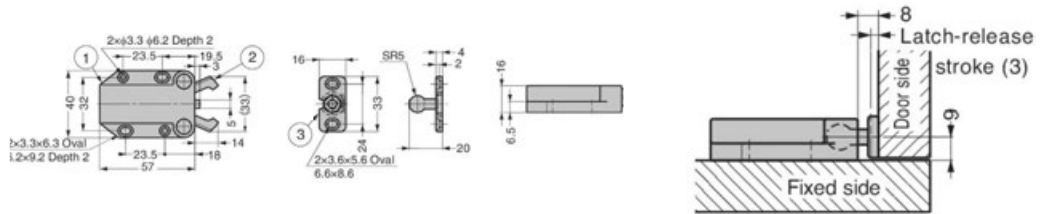
Code	Colour	Retaining force N
38.194.01	black	29



**SUGATSUNE non-magnetic contact latch with floating door stop**

ABS body. For doors without knobs or handles.  
Floating collision for easy alignment.  
Non-magnetic.  
Latch release travel of about 3 mm


Code	Colour	Retaining force N
38.199.01	black	78
38.199.02	white	78



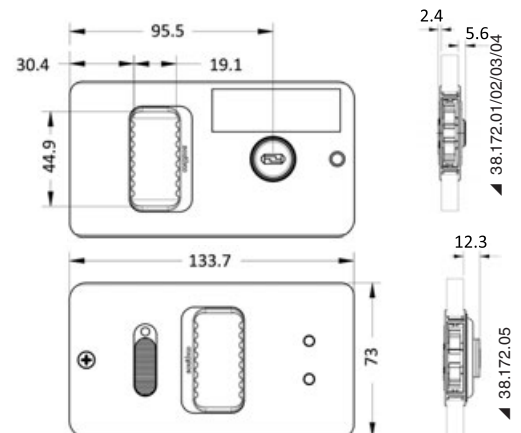
**southco®**

**Flush closure for entrance doors**

100-150 mm increased travel compared to traditional sliding door closures.  
The safety lock allows the door to be locked from the inside.  
To enable: rotate the key clockwise and pull it out.  
Comes with a counterpiece and two keys.



Code	Finish	Version
38.172.01	Stainless steel	Standard
38.172.02	Black	Standard
38.172.03	Aluminium	Standard
38.172.04	white	Standard
38.172.05	Stainless steel	Waterproof



**Cam latch for stern door**

**Code** 38.356.01

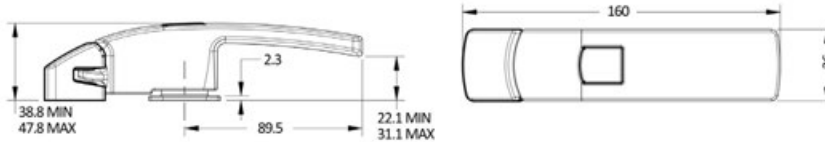
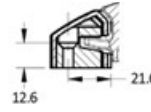
Suitable for applications that require quick access without locking, such as compartment doors, fly bridges, or refrigerators.

Made of stainless steel AISI 316 with electro-polished finish, corrosion resistance.

Features:

- No access restriction.
- Opening to the right or left, outward or inward.
- Latch stay provided: push-button handle.
- Handle provided: standard handle.

southco®



**Talon sliding entrance door lock**

Latch for doors intended for internal or external applications. Mechanisms with positive latch keeping the doors closed even in the most extreme conditions.

Features:

- No access restriction.
- Opening to the right, outward.
- Type of bolt: short.

southco®



Code	Material	Finish	Colour	Minimum grip	Maximum grip
38.343.01	Aluminium alloy	Natural	Black	20,5 mm	23 mm

**Low-profile pop-up cleat**

AISI 316

PATENT / BREVETTATO

A compact and ergonomically designed solution. Made of stainless steel AISI 316, mirror-polished. Easy to install, no recess required. US patent model M617040.

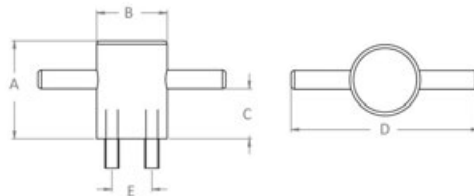
Code	Fixing	Length mm	Width mm	Centre distance mm	Overhang mm	Breaking load kg
40.143.10	Screws Ø 6 mm (not included)	115	38	67	15	700
40.143.11 <b>New</b>	Screws Ø 8 mm (not included)	146	48	92	18	1200
40.143.12	Screws Ø 8 mm (not included)	166	55	115	20	1300
40.143.13 <b>New</b>	Screws Ø 10 mm (not included)	204	65	137	24	1800



**Thor cleat**

Made of polished aluminium. Complete with stud.

Code	A mm	B mm	C mm	D mm	E mm	Stud Ø mm
40.109.16	83	Ø60	42	160	34	12



**Black Aero cleat**

Black anodized aluminium. Fitted with studs (T).

Code	L mm	H mm	E mm	T	T2
40.102.15	158	35	45	M10x70	50
40.102.20	208	38	60	M10x70	50
40.102.25	258	45	68	M12x75	50
40.102.30 <b>New</b>	308	51	78	M14x80	50

OSCOLATI





**RAILBLAZA Starport 360° White Battery-Powered Light**

- Visibility up to 2 nautical miles
  - USCG 2NM
  - Waterproof up to 1 m
  - Floats with the light off the water
  - Powered by 3 AA batteries
- Operating modes and operating times:
- Navigation light: up to 25 hours
  - Low brightness: up to 160 hours
  - Flashing emergency – over 200 hours

Code	Cod. Railblaza	Type
11.091.00	02-5004-11	<input type="checkbox"/> White 360°



**RAILBLAZA Starport battery-operated signalling kit for Dinghies and kayaks**

Regulatory white 360° navigation light for boats under 7 m in length and under 7 knots speed.

- Pole 1 m
- Battery-operated light 3 x AA
- SidePort Mount Included (wall mounting)
- Storage bag with drawstring

Code	Cod. Railblaza	Type
11.092.00	04-4119-11	<input type="checkbox"/> White 360°



▲ 41.301.00



▲ 41.301.20



▲ 41.301.10

**RAILBLAZA Starport bases**

Sold complete with gasket and mounting screws.

Code	Cod. Railblaza	Mounting	Dimensions mm	Colour
41.301.00	03-4015-11	flat	Ø64.5	■ black
41.301.10	03-4014-11	bulkhead	-	■ black
41.301.20	03-4046-11	On Heavy Duty level	99.5 x 52	■ black



▲ 41.301.00



▲ 41.301.10



▲ 41.303.00



▲ 41.303.10

**RAILBLAZA Starport bases for pulpits and rails**

Complete with rubber gasket to prevent rotation.

Code	Cod. Railblaza	Mounting	Colour
41.303.00	03-4011-11	Tubes 19-25 mm	■ black
41.303.10	03-4013-11	Tubes 30-41 mm Panels and rails 32 x 32 Hobie AKA and H-Rail	■ black



▲ 41.303.00



**RAILBLAZA Starport bases for rails and awnings**

Does not damage the awning fabric. Not recommended for rod holders.

Code	Cod. Railblaza	Mounting	Colour
41.304.00	03-4165-11	Frames 28 or 32 mm Rods 19/22/25 mm	black



**RAILBLAZA Starport adhesive mount**

For gluing on any surface not to be drilled.  
3M VHB adhesive for easy installation on Hypalon, PVC, fiberglass, etc.  
RIBport can also be glued with two-component adhesive.

Code	Cod. Railblaza	Name	Dimensions mm	Colour
41.305.00	03-4087-11	QuikPort	Ø90	black
41.305.01	03-4087-21	QuikPort	Ø90	white
41.305.10	03-4064-11	RIBPort	154.5 x 117	black
41.305.11	03-4064-21	RIBPort	154.5 x 117	white



**Bases for RAILBLAZA Starport guides and rails**

Installation without drilling cable trays or TracLoader rails.  
For gunnel track systems including Crestliner SureMount, Tracker VersaTrack, Lund Sport Trak, Lowe Boats, Princecraft PrinceTrak, Xpress Boats, War Eagle, G3, Ranger & more • Fits kayak tracks on Hobie, Wilderness, Jackson, YakAttack, Galaxy, Ocean Kayak, Native & more

Code	Cod. Railblaza	Output	Colour
41.306.00	03-4129-11	Vertical	black
41.306.10	03-4128-11	Horizontal	black
41.306.20	03-4145-11	inclined 45°	black



▲ 41.306.20



▲ 41.306.10



▲ 41.306.00



▲ 41.306.20



**RAILBLAZA Starport TracLoader Gunnel Rails**

Made of pre-drilled anodized aluminum.

Code	Cod. Railblaza	Dimensions mm	Length mm
41.307.10	01-4156-11	40 X 15	1000
41.307.50	01-4155-11	40 X 15	500



**RAILBLAZA Starport MiniPort base for TracMount rails**

For kayak rails including Hobie, Wilderness, Jackson, YakAttack, Galaxy, Ocean Kayak and Native Watercraft lines.

Code	Cod. Railblaza	Colour
41.308.00	03-4108-11	black



41.308.00



**RAILBLAZA Starport II rod holder**

Robust and highly adjustable to ensure the rod is safe in almost all positions.

- For spinning reels, bait casters, boat reels, and fly reels;
- The rotating collar helps reduce 'sudden jerks';
- End pin to reduce the rod rotation; lift to let the poles slide;
- Swivelling at 360° and 90° in vertical.

Code	Cod. Railblaza	Description	Colour
41.310.00	02-4020-11	Rod holder	black
41.310.90	02-4137-11	125-mm extension	black



41.310.00



41.310.90



41.310.00



41.310.00



Spinning reels

Fly reels

Bait caster reels



**RAILBLAZA Starport R rod holder**

A lightweight rod holder for freshwater and coastal fishing.

- For spinning reels, baitcasters, and fly reels.
- Not recommended for towing.
- With safety strap for rod and reel.
- Swivelling at 360° and 90° in vertical.

Code	Cod. Railblaza	Colour
41.311.00	02-4082-11	black



Spinning reels

Fly reels

Bait caster reels



**RAILBLAZA Starport Rod Tube rod holder.**

- For spinning reels, baitcasters, and fly reels.
- End pin to reduce rod rotation; lift to let the poles slide.
- Swivelling at 360° and 90° in vertical.
- Always use a cord on the rod.

Code	Cod. Railblaza	Colour
41.312.00	02-4118-11	black



**RAILBLAZA Rod Rak rod holder for bulkhead mounting**

Robust modular rod holder (can be used singly or in series by fixing it to the nearest one). Suitable for handles from 25 to 38 mm. Can be mounted on bulkhead or ceiling. Rubber inserts for protection purposes. Prepared for an elastic strap (not provided) for a definitive fixing of the rod. Sold in pairs (4 pcs) for 2 rods.

Code	Cod. Railblaza	Colour
41.313.00	09-0008-11	black
41.313.01	09-0008-21	white



**RAILBLAZA Rod Stow vertical rod holder for bulkhead mounting**

Single or modular rod holder (modules can be connected endlessly). Suitable for grips up to 40 mm. End stop pin that prevents the rod rotation (removable). In the multiple version a compartment is available for bait, tools, and more (between the two rods).

Code	Cod. Railblaza	Mounting	Dimensions mm	Colour
41.314.00	09-0009-11	Single	250 x 60 x 65	black
41.314.11	09-0009-21	Single	250 x 60 x 65	white
41.314.20	09-0010-11	Double	250 x 220 x 65	black
41.314.30	09-0011-11	Triple	250 x 375 x 65	black



**RAILBLAZA Starport spooling station**

Accepts rolls up to 50mm and width 115 mm. Swivelling. Adjustable tension brake. Cable guide. Accepts rolls up to 50mm and width 115mm.

Code	Cod. Railblaza
41.315.00	09-4159-11



**RAILBLAZA Starport Mount for transducers**

Easy removal of the transducer.  
Allows rotation off water even for short distances.



Code	Cod. Railblaza	Description
41.316.00	02-4060-11	For Kayaks and Canoes
41.316.10	02-4086-11	For Kayaks and Inflatables



**RAILBLAZA Starport Mounts for FisherFinder**

Prepared to accept specific Garmin instruments or brackets of all brands.

- 360° friction joint.
- Adjustable to fit complex mounting positions.
- Tool-free removal.



Code	Cod. Railblaza	Bracket	Load capacity Kg	Base dimensions mm
41.317.00	02-4178-11	Series 4-7" ECHOMAP Series 5-7" STRIKER	-	-
41.317.10	02-4140-11	For square or round brackets	1.5	102 x 102 h.170
41.317.20	02-4136-11	For U-brackets	-	160 x 60
41.317.30	02-4141-11	For U-brackets	1.5	160 x 60 h.170



**RAILBLAZA Starport Mount for Electric Trolling Motors**

Adjustable in all directions.  
Foot securing strap that prevents vibrations.  
Easy removal to clear the deck.



Code	Cod. Railblaza
41.321.00	02-4158-11




**RAILBLAZA Starport Mounts for Camera**

The best way to preserve your camera and capture the action.

- Fits on threaded chambers 1/4 20.
- Includes adapter for 3-foot GoPro bracket.
- Extension with 5 possible inclinations.



Code	Cod. Railblaza	Bracket	Load capacity Kg
41.320.00	02-4053-11	Camera Mount bracket	-
41.320.10	02-4132-11	Camera Mount + joint and extension up to 650mm	0.8





**RAILBLAZA Starport Extensions and Accessories for Bases**

Code	Cod. Railblaza	Description
41.322.00	03-4016-11	Fixed extension 125 mm
41.322.10	03-4144-11	360° rotatable extension + 15° adjustable tilt
41.322.20	03-4042-11	360° swivelling 41-mm extension
41.322.30	02-4147-11	Swivel arm (ideal for extending fishfinders) Length 200 mm - Height 110 mm
41.322.40	02-4043-11	Universal adapter to make every object compatible Starport + Male/Female Adapter



**RAILBLAZA Starport Cup Holders and Accessory Holders**

Code	Cod. Railblaza	Name	Description	Dimensions mm
41.323.00	02-4040-11	StowPod	<ul style="list-style-type: none"> <li>• Suitable for vertical or horizontal StarPort mounts</li> <li>• Mobile drink holder divider</li> </ul>	255 X 88 X 105
41.323.10	09-4150-11	Equipment carrier "Tackle Caddy"	Ideal for fishing gear including pliers, keys, baits, phones, VHF, binoculars, drink bottles, sunscreen and more. <ul style="list-style-type: none"> <li>• Contains 2 Stowaway Plano® series 3400 boxes or similar</li> <li>• Elastic cord included to secure tools and boxes</li> <li>• Bulkhead mounting</li> <li>• Compatible with StarPort using adapter 41.322.40 (02-4043-11)</li> </ul>	300 x 115 x 125
41.323.20	02-4048-11	"DrinkHold" cup holder	Carry anything from bottles to coffee cups, plus the option to hang baits or store pliers. Can be mounted horizontally or vertically.	-



**RAILBLAZA Starport Tool Holder**

Code	Cod. Railblaza	Description
41.324.00	02-4033-11	Securely holds a mobile phone, GPS, VHF, PLB, or other devices. <ul style="list-style-type: none"> <li>• Spring-loaded arm</li> <li>• Rubber grips</li> <li>• Retention strap</li> </ul>
41.324.10	02-4131-11	Securely holds an iPad, a Galaxy tablet, or another device. <ul style="list-style-type: none"> <li>• Suitable for devices from 4 3/4" to 10" (from 120 to 250 mm).</li> <li>• 360° swivel with lockable R-Lock couplings</li> <li>• Vertical and horizontal display</li> <li>• Tilt angle greater than 90°</li> <li>• Contains hard, soft, and waterproof cases</li> <li>• Rubber grips securely hold devices without slipping or getting damaged.</li> </ul>



**RAILBLAZA Starport Multifunction Eye Bolt**

Code	Cod. Railblaza	Description
41.325.00	02-4003-11	Multi-function eye bolt Ø 25 mm




**RAILBLAZA Starport Tube Holder with Lock**

Suitable for a wide range of equipment such as torches, knife sheaths, boat hooks, oars, gaffs and more.

Code	Cod. Railblaza	For pipe Ø mm
41.326.35	02-4026-11	35
41.326.50	02-4027-11	50







**RAILBLAZA Starport Signal Flag**

Fiberglass rod.  
Fiberglass rod.


Code	Cod. Railblaza	Length mm
41.327.00	02-4010-11	1200



**RAILBLAZA HEXX® Mounts for FishFinder**

90° Rotation.  
Room-saving for mounting in confined spaces.  
Easy and quick removal ensures safety on valuable items.  
1 Hexx base included.

Code	Cod. Railblaza	Load capacity Kg	Bracket
41.410.00	11-4174-11	3	90° rotation + 180° tilt
41.411.00	11-4175-11	5	90° Rotation




**RAILBLAZA HEXX® Mount for Live Pole 60 Transducers**

It perfectly places the soft grip at hip height for easy use.

- 360° rotation of the transducer
- Fully foldable for storage and save space
- 1 Hexx base included
- Storage bag included

Code	Cod. Railblaza	Open dimensions mm	Dimensions closed mm
41.412.00	11-4190-11	1550	830



**RAILBLAZA HEXX® Heavy Duty Rod Holder**

Designed for significant trolling and heavy loads.  
For spinning reels, bait casters, boat reels.  
The rotating collar helps reduce "sudden jerks".  
End pin to reduce rod rotation.  
90° lockable rotation.  
High resistance, UV stabilized, engineered polymer construction.  
Isolated fastening system to prevent corrosion caused by different metals.  
1 HEXX base included.  
Always use a cord on the rod.

Code	Cod. Railblaza	Colour
41.413.00	11-4189-11	black



Spinning reels


Bait caster reels

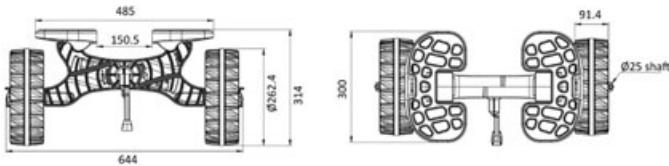
**RAILBLAZA Kiwi C-TUG Cart with Wheels**

C-TUG is a robust cart suitable for all terrains. Market-leading design. No tools required. To be assembled and disassembled in seconds. Sized to be stowed in kayak hatches.

- It disassembles in a few seconds.
- Fits inside hatches.
- Hull rubber padding
- Tool-free assembly
- Kiwi puncture-proof wheels with rubber tread
- Strap 2.8 m with aluminium buckle.
- Adjustable stand.
- 5 years warranty.



Code	Cod. Railblaza	 kg	Static load capacity Kg
47.341.01	50-001-71	4.3	120



**RAILBLAZA C-TUG R Cart**

C-Tug R is the evolution of the market leader C-Tug. Thanks to adjustable support rails, it adapts to all hulls ensuring maximum balance during towing.


- It disassembles in a few seconds.
- Stowed inside hatches.
- 20" (500 mm) support rails with non-slip rubber bearings.
- Made of sturdy reinforced polymer.
- Stainless steel reinforced axles.
- Kiwi puncture-proof wheels or SandTraKz for sandy or smooth surfaces (ensure high glide and ease of transport).
- Strap 2.8 m with aluminium buckle.
- Adjustable stand.
- 5 years warranty.

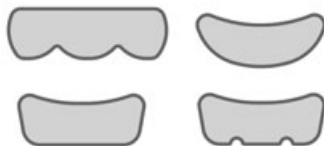


▲ 47.341.10



▲ 47.341.90


Code	Cod. Railblaza	 kg	Static load capacity Kg	Version
47.341.10	50-0010-71	4	100	Kiwi Wheel (all terrain)
47.341.14	50-0014-71	4.6	80	SandTraKz (sand or smooth surfaces)
47.341.90	50-0012-71	-	-	C-TUG to C-TUG R Conversion Kit



▲ Suits hull shapes with these typical cross section



▲ 47.341.10



▲ 47.341.14



**RAILBLAZA Gear Hub Multifunction Box**

Gear Hub allows for stowing, transporting, organizing, and protecting everything needed for an excellent fishing session. Endless possibilities for use and customisation thanks to adaptable Railblaza accessories (not included).

Suitable for fishing from shore, beach, kayak, canoe, or boat.

- 4 integrated rod holders in the corners
- Can contain 8 Plano 3600 (not included) or similar
- 9 Integrated Guide Tracks for Railblaza Accessories
- Multiple attachment and anchoring points
- Integrated handles
- Non-slip rubber feet
- Entirely stainless hardware
- Hinged lid with locking closure



Code	Cod. Railblaza	←→  mm	kg
47.350.00	09-4227-11	330 x 330 h.330	2.75



**NEWEST**




▲ 41.170.21

**Aluminium fishing rod holder**

Fishing rod holder for bulkhead or ceiling mounting. Made of aluminium. Rubber inside inserts for protection purposes.

Code	Version	←→  mm
41.170.21	1 rod	-
41.170.22	3 rods	346x38
41.170.23	For 4 rods	457x38



▲ 41.170.22



▲ 41.170.23



▲ 43.932.31

▲ 43.932.30

**Intercooler ring plus gasket**

For Volvo engines.

Code	Original reference	Product	Motor
43.932.30	858979	Seal ring	AD31/AD41D/TAMD 41B
43.932.31	860920/838720	Seal	AD31/AD41D/KAD 44P



**End stop buffer**

For Volvo engines. For stern legs.

Code	Original reference	Leg
43.932.33	854133/852772	290/290A/DP290A/290SP/290DP




**Non-return valve (discharge flap)**

For Volvo engines.

Code	Original reference	Leg
43.957.00	872438	DP-D/DP-D1/DP-E
43.957.01	852644	280/280DP - 290/290DP


**Aluminium anodes for Verado/Mercury**

Code	Model	Motor	Original reference
43.428.01	Bracket	Verado 600 / 12V	8M0177560
43.428.02	Power Trim	Verado 600 / 12 V	8M0179780
43.428.03	Leg	Verado 600 / 12 V	8M0177453
43.428.04	Cavitation plate	Mercury electric 7.5E - 20E - 35E	8M0204411



**Yanmar sleeves**

Code	Ø x length mm	Thread	Motor	Drawing	Original reference
43.228.10	12x30+11	3/8"	Yanmar	1	68241
43.542.00	20x40	M8	Yanmar	1	27210-200300
43.229.40	12x32	3/8"	Yanmar	1	-
43.229.41	16x50+10	7/16"	Yanmar	1	-
43.229.42 <b>New</b>	12x30+10	3/8"	Yanmar	1	-
43.229.43 <b>New</b>	15x20+9	M8	Yanmar	1	-
43.229.44 <b>New</b>	12,70x38,10+10	3/8"	Yanmar	1	-



**NEWEST**

**ATOM TECNOSEAL Cathodic protection monitoring system**

**PROTOCOLLO NMEA**

Electrochemical potential monitoring system used to continuously measure the cathodic protection conditions of submerged and semi-submerged metal appendages.  
To be installed in control panels having IP64 protection rating on the front, on hulls of any material.  
From a minimum of 1 to a maximum of 6 measurement points applicable.  
It comes with two different probes complete with through-hull fittings for monitoring.

Technical characteristics:

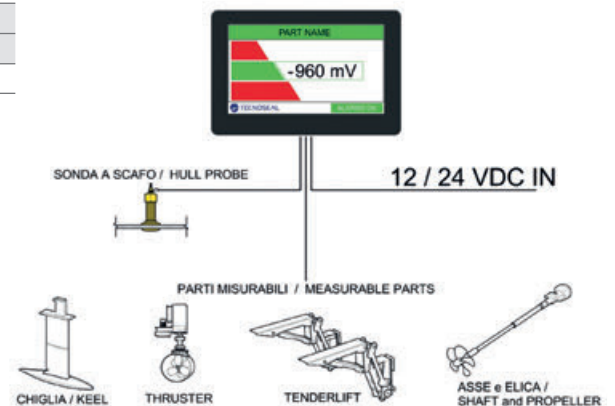
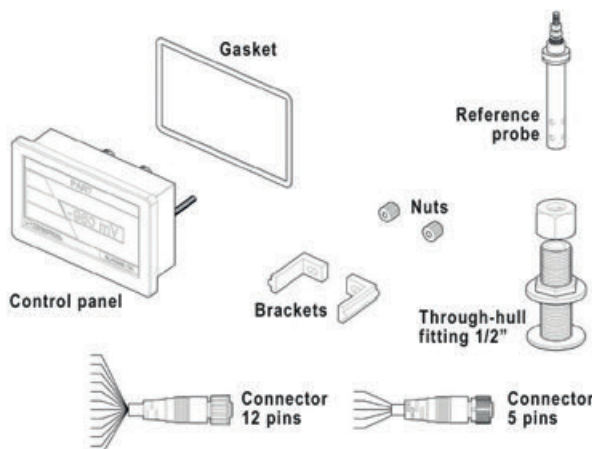
- 4.3" TFT LCD screen, high brightness
- Resolution 480x272 pixels
- Spark plugs 700
- Resistive touch screen
- Power supply 12/24 V - <500mA
- Dimensions 118x78x32 mm
- Drilling template 107x67 mm
- Operating temperature -20 +70 °C
- Front material and casing: ABS
- Weight 200g



**NEWEST**



Code	Probe	
	Zinc	Silver and silver chloride
43.850.00	43.850.10	43.850.20





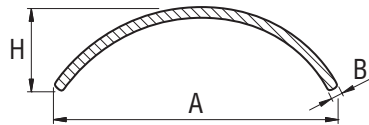
*U Douglas Marine*



**DOUGLAS MARINE Simply fender profile**

Made of 316L stainless steel, mirror polished and tool-flared. Pickled and passivated to increase corrosion resistance up to five times compared to standard stainless steels.

Code	Description	Bore type	←  mm			Bars m	hole spacing mm	White PVC base	SS end cap	SS top cap
			A	B	H					
44.477.50	Profile 50	flared	48	1.5	8	3	181	44.481.38	44.484.38	44.043.50



*U Douglas Marine*



**PVC base for DOUGLAS MARINE Simply profile**

Made of UV-resistant PVC, high quality standards. Tested for quality. Its specific section ensures maximum cushioning and the best aesthetic result, enhancing the stainless steel profile and minimizing the frame. Supplied in 24-m rolls.

Code	Colour	←  mm		Packaging
		A	B	
44.481.38	white	58	19.7	24-m roll



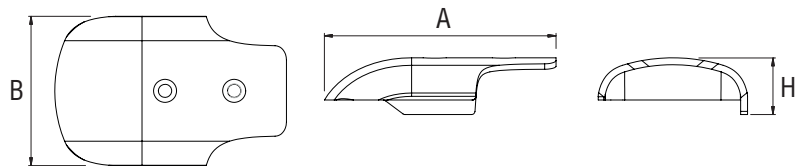
*U Douglas Marine*



**Terminal for DOUGLAS MARINE Simply fender profile**

Made of 316L stainless steel, mirror-polished and tool-flared. Practical and elegant design of the profile terminal.

Code	←  mm		
	A	B	H
44.484.38	100	64.8	24.6



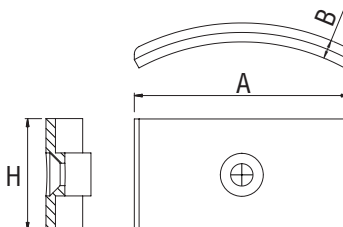
*U Douglas Marine*



**Joint cover for DOUGLAS MARINE Simply fender profile**

Made of 316L stainless steel, mirror-polished and tool-flared. Equipped with inside stopper that prevents the profile from slipping and ensures drilling interval consistency.

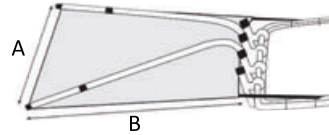
Code	←  mm		
	A	B	H
44.043.50	50	4.4	25




**Oceansouth T-Top extension**

Extension kit designed to expand the shaded area.  
To be installed universally on any T-Top equipped with at least 2 rod holders  
220g/m<sup>2</sup> fabric in ATLAS waterproof and UV-resistant polyester; stainless steel telescopic tubes.  
No tools or drilling required for installation; easily removable for storage after use.

white	black	A cm	B cm
46.910.01	46.910.02	137	121
46.910.04	46.910.05	182	152



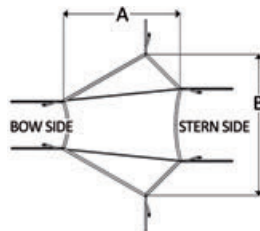
OCEANSOUTH



**Front extension bimini top for T-tops**

Made of ATLAS™ fabric, waterproof, UV resistant and breathable, 220 g/m<sup>2</sup>.  
Ideal to protect the cushions from the sun.

Blu navy	black	A cm	B cm
48.198.01	48.198.11 <b>New</b>	200	275
48.198.03	48.198.13 <b>New</b>	245	290
48.198.04	48.198.14 <b>New</b>	275	305



OCEANSOUTH



**Rudder wheel covers for sailing boats**

Made of durable, breathable ATLAS 310 g/m<sup>2</sup> fabric that reduces condensation and provides excellent UV protection.

navy blue	Diameter Ø mm
46.183.01	610
46.183.02	812
46.183.03	915
46.183.04	1015
46.183.05	1115
46.183.06	1215
46.183.07	1315
46.183.08	1415
46.183.09	1515
46.183.10	1615



OCEANSOUTH



**Covers for sailing boat cockpit tables**

Made of durable, breathable ATLAS 310 g/m<sup>2</sup> fabric that reduces condensation and provides excellent UV protection.

navy blue	Length cm	Width cm	Height cm
46.182.01	95	30	65
46.182.02	105	40	65
46.182.03	120	35	65
46.182.05	135	50	70
46.182.06	145	55	70



OCEANSOUTH



OCEANSOUTH



**Tailored cover for Mercury engines**

Specifically shaped for the engine model, suitable for open area storage. Made of ATLAS 340 g/m<sup>2</sup> fabric, waterproof, breathable and UV resistant.

Ventilated – can also be used during navigation	Colour	Motor	HP	Year
46.540.38	<input type="checkbox"/> white	V12 7,6L	600	2021>
46.540.37	<input checked="" type="checkbox"/> black	V10 5.7L	400	2023>
46.540.39	<input type="checkbox"/> white	V10 5.7L	400	2023>
46.540.40	<input type="checkbox"/> white	V8 4.6L	250/450	2018>
46.540.41	<input type="checkbox"/> white	V6 3.4L	175/225	2018>



OCEANSOUTH



**Tailored cover for Yamaha engines**

Specifically shaped for the engine model, suitable for open area storage. Made of ATLAS 340 g/m<sup>2</sup> fabric, waterproof, breathable and UV resistant.

Ventilated – can also be used during navigation	Colour	Motor	HP	Year
46.541.56	<input type="checkbox"/> white	XTO V8 5.6L	375/425/450	2018>
46.541.54	<input type="checkbox"/> white	V6 4.2L and 4.3L	F225/250/300 & F350 (2024)	2021>
46.541.24	<input checked="" type="checkbox"/> grey	4-cylinder 4T 2.8L	F150D/F175A/ F200F	2023>
46.541.55	<input type="checkbox"/> white	4-cylinder 4T 2.8L	F150D/F175A/ F200F	2023>



OCEANSOUTH



**Tailored cover for Honda engines**

Specifically shaped for the engine model, suitable for open area storage. Made of ATLAS 340 g/m<sup>2</sup> fabric, waterproof, breathable and UV resistant.

Ventilated – can also be used during navigation	Colour	Motor	HP	Year
46.544.10	<input checked="" type="checkbox"/> grey	BF350 V8 4.9L	350	2024>
46.544.32	<input type="checkbox"/> white	BF350 V8 4.9L	350	2024>
46.544.31	<input type="checkbox"/> white	BF175/200/225/250 V6 3.6L	175/250	2019>



OCEANSOUTH



**Tailored cover for Suzuki engines**

Specifically shaped for the engine model, suitable for open area storage. Made of ATLAS 340 g/m<sup>2</sup> fabric, waterproof, breathable and UV resistant.

Ventilated – can also be used during navigation	Colour	Motor	HP	Year
46.542.40	<input type="checkbox"/> white	V6 4T 4-4L	DF325/350	2017>
46.542.41	<input type="checkbox"/> white	V6 4T 4L	DF250AP/300AP	2012>
46.542.43	<input type="checkbox"/> white	4-cylinder 4T 2.8L	DF150AP/175AP/ 200AP	2014>
46.542.42	<input type="checkbox"/> white	4-cylinder 4T 2L	DF115BG/140BG	2021>
46.542.64	<input type="checkbox"/> white	4-cylinder 4T 2L (<2020)	DF100/115/140A	2012-2020
46.542.45	<input type="checkbox"/> white	4-cylinder 4T 1.5L	DF70/80/90A	2008>
46.542.46	<input type="checkbox"/> white	3-cylinder 4T	DF40/50/60A	2010>



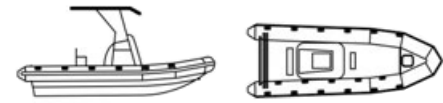
**Tailored tarpaulin for inflatables with T-Top and central guide**

Made of ATLAS 280 g/m<sup>2</sup> waterproof, breathable and UV resistant fabric.  
Double stitching for increased durability

Code	Dinghy size		←→  tarpaulin		Colour
	Length cm	Width cm	Length cm	Width cm	
46.165.21	720/750	280	950	660	grey
46.165.22	760/790	280	980	660	grey
46.165.23	800/830	280	1020	660	grey
46.165.24	840/870	310	1060	670	grey
46.165.25	880/910	310	970	610	grey
46.165.26	920/950	320	1020	630	grey
46.165.27	960/990	320	1060	630	grey
46.165.28	1000/1050	320	1110	630	grey
46.165.29	1060/1100	320	1160	630	grey



OCEANSOUTH



Rib Boat

**Marine heat-shrink covering**

White polyethylene heat-shrink film. Special additive for UV-ray resistance. Ideal covering to protect whatever boat from dirt, minor impacts, high temperature, etc. during laying up/transport. Easy application by spreading the product from bow to stern and heating it up with the dedicated heat guns.

Product sold in rolls (price depends on weight).

Code	Film width m	Roll length m	Roll height m	Thickness mm	Approximate weight kg	Bending	UV ray resistance
46.176.07 <b>New</b>	6	50	1.5/1.6	0.2	62	bellows-bending	12 months guaranteed
46.176.08	8	50	1	0.2	77.7	multiple bending	12 months guaranteed
46.176.10	10	50	1.25	0.2	97.1	multiple bending	12 months guaranteed
46.176.12	12	50	1.5	0.2	116.5	multiple bending	12 months guaranteed
46.176.14	14	50	1.75	0.2	135.9	multiple bending	12 months guaranteed
46.176.17 <b>New</b>	16	50	2	0.2	161	multiple bending	12 months guaranteed



▲ 46.176.07



▲ 46.176.08/10/12/14/17

**NEWEST**



**Tarpaulin for cabin runabouts with inboard engine**

Made of ATLAS fabric ATLAS 280 g/m<sup>2</sup>, waterproof, breathable and UV resistant. Double stitching for increased durability.

Code	Boat size		←→  tarpaulin		Colour
	Length cm	max width cm	Length cm	Width cm	
46.171.10	670/720	270	940	490	grey
46.171.11	720/780	270	1000	490	grey
46.171.12	780/840	290	1060	500	grey
46.171.13	840/900	310	1120	520	grey
46.171.14	900/960	310	1180	530	grey
46.171.15	960/1020	310	1240	540	grey



OCEANSOUTH





OCEANSOUTH



**Tailored tarpaulin for open hulls with T-TOP**

Made of ATLAS fabric ATLAS 240 g/m<sup>2</sup>, waterproof, breathable and UV resistant. Double stitching for increased strength.  
Recommended for trailer towing at low speed, max 60 km/h.  
Whether purchased for a double-engine boat, buy a larger size.

Code	Boat size		Colour
	Length cm	max width cm	
46.171.46	720/750	260	grey
46.171.47	750/780	260	grey
46.171.48	780/810	300	grey
46.171.49	810/840	300	grey
46.171.50	840/870	300	grey
46.171.51	870/900	300	grey
46.171.52	900/930	300	grey
46.171.53	930/960	300	grey
46.171.54	960/990	300	grey
46.171.55	990/1020	300	grey

OCEANSOUTH



48.407.02



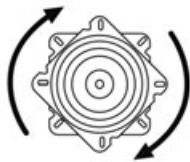
48.407.03

**Sirocco ergonomic seat**


Foldable seat with lock.  
HD foam core. UV-resistant upholstery.  
Lower fastening bores with standard centre distance.

Code	Upholstery colour
48.407.01	white
48.407.02	Grey/white
48.407.03	White/Blue
48.407.04	Light grey + dark grey

**NEWEST**



48.648.01



48.648.03

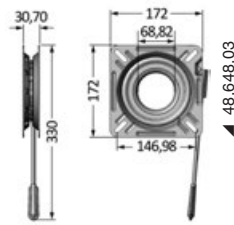


48.648.00/10/11

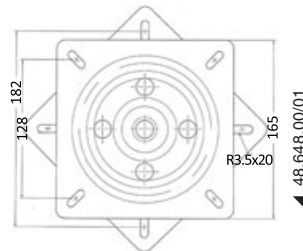
**Friction rotating base for seats**

Ideal for fishermen as it can rotate as wished. Ready to match any pedestal in our catalogue.  
Aluminium seats and other seats in our catalogue.

Code	Rotation	Material	mm
48.648.00	on one track with ball bearings	Painted steel	165x165
48.648.10	on one track with ball bearings	Painted steel	192x192
48.648.11	on one track with ball bearings	Painted steel	245x245
48.648.01	on one track with ball bearings	Stainless steel	165x165
48.648.03	on one track with ball bearings + snap lock with handle	Stainless steel	172x172

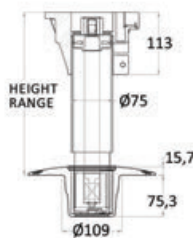
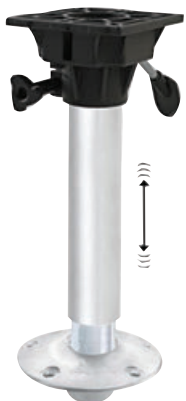


48.648.03



48.648.00/01

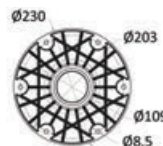
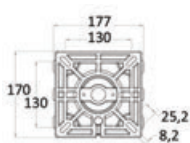
OCEANSOUTH



**Waverider seat support with shock absorber, swivel head and recessed aluminium base**

Adjustable height through gas spring. Fitted with internal **shock absorber** to absorb the boat impact against the waves.  
Removable from the Ø228-mm **anodized aluminum** base. Anodized aluminum tubes. Nylon/fiberglass head with universal drilling.

Code	Height mm	Type	Pedestal Ø mm	Additional snap-in base
48.707.40	310/390	Telescopic	75/65	48.707.43
48.707.41	440/570	Telescopic	75/65	48.707.43
48.707.42	520/650	Telescopic	75/65	48.707.43

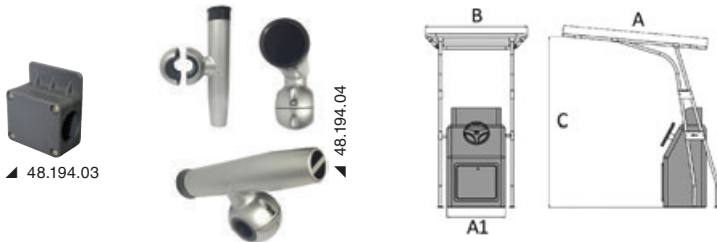


**Anodized aluminum T-Top**

Made of anodized tube Ø 32 mm. Universal, as connections can be adjusted at will. T-Top made of blue, waterproof and UV-resistant ATLAS polyester fabric. All stainless steel components.

Code	Tube Ø mm	Length A mm	Width B mm	Max width of console A1 mm	Max height C mm	Colour
48.194.11	32	1700	1200	1000	2010	blue
48.194.12	32	1700	1400	1000	2010	blue

- 48.194.04 Fishing rod holder for 32-mm Ø tube
- 48.194.03 Supports for navigation lights.



OCEANSOUTH

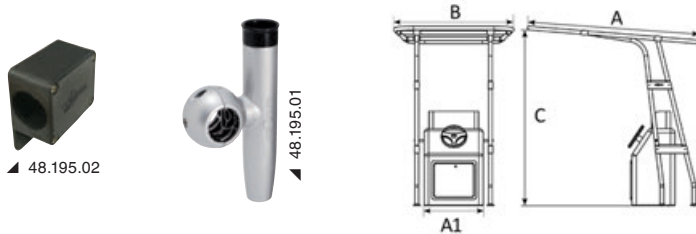


**Professional aluminium T-top**

Made from Ø 44-mm tubes, complete with high-strength resin fittings and high-quality welded parts. Universal as the console attachments can be adjusted at will. T-Top made of waterproof and UV-resistant ATLAS polyester fabric. Epoxy powder-coated frame.

Code	Tube Ø mm	Length A mm	Width B mm	Max width of console A1 mm	Max height C mm	Colour	Fabric colour
48.195.04	44	2000	1400	900	2050	white	blue
48.195.44	44	2000	1400	900	2050	black	black
48.195.05	44	2000	1600	1000	2050	white	blue
48.195.55	44	2000	1600	1000	2050	black	black

- 48.195.01 Nylon rod holder for 44-mm Ø pole.
- 48.195.02 Supports for navigation lights.



OCEANSOUTH



**Professional Heavy Duty T-Top in painted aluminium**

Made of 44-mm Ø tube with high-resistance resin connections and top-quality welded parts. Universal for any type of console since the connections are adjustable. The T-Top fabric is made of waterproof and UV-resistant blue Atlas polyester. Epoxy powder-coated frame.

Code	Tube Ø mm	A mm	B mm	Max width of console A1 mm	Max height C mm	Colour	Fabric colour
48.193.01	44	1400	2000	900	2050	white	blue
48.193.02	44	1400	2000	900	2050	black	black

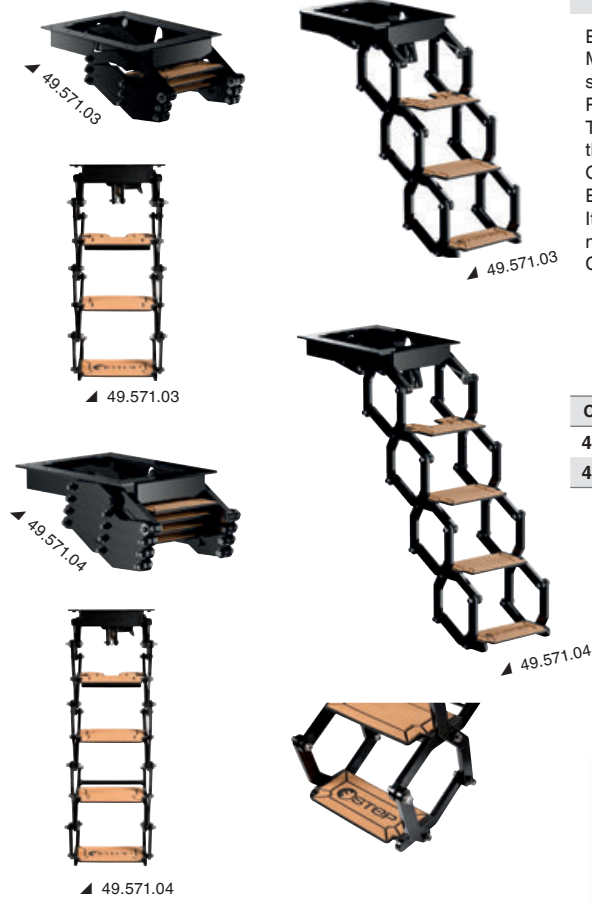
- 48.195.01 Nylon rod holder for 44-mm Ø pipe.
- 48.195.02 Navigation light support.



OCEANSOUTH



*U Douglas Marine*



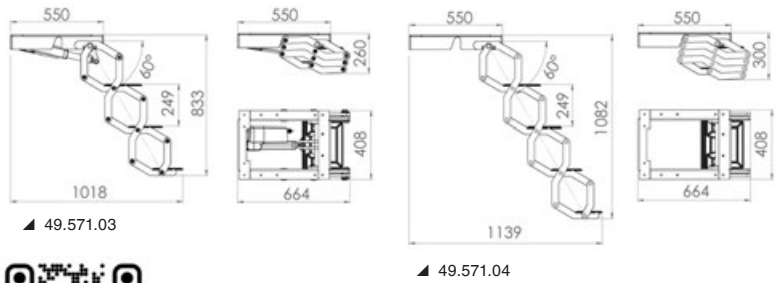
**E-STEP electric ladder**

**PATENT**

**ELECTRIC**

Electric under-platform ladder with innovative and patented pantograph system. Made of lightweight aluminium alloy to ensure the correct strength and lowest possible weight. The steps are covered with a non-slip EVA layer to ensure comfort and safety. Powder-coated in glossy black, it is available in two versions with 3 or 4 steps. The first step of the ladder is designed to protrude forward, allowing back installation with respect to the transom. Quick-installation 'all-in-one' ladder with 24V motor in IP69K, comes with a dedicated control panel. Extremely low-noise and quick to fold and unfold in 12 seconds. It is a patented and innovative product, 100% Made in Italy, that bridges the gap between mechanical climbing ladders and expensive electric gangways. Customizable on request: 12V motor, EVA colour.

Code	Steps
49.571.03	3
49.571.04	4



Video

*Douglas Marine*

**E-STEP**

**Not more a ladder but a true stairway.**

E-Step it's the electrical ladder that fills the gap in the nautical market between manual ladders and expensive gangways. Available in 3 or 4 steps.

**DAME**  
NOMINATED  
2024

**ATTWOOD retractable stern ladders**

Designed to integrate into the stern platforms with a negative 15° tilt, they are completely hidden from view when closed. The only visible element is a simple faceplate with integrated locking and release mechanism. The ladder opens instantly and easily with one hand, both onboard and in the water. Once removed from the storage tube, the sturdy molded plastic steps automatically fold back, creating a convenient and safe ascent system.

Code	Steps	Length when open mm
49.567.00	3	737
49.567.01	4	987



**NEWEST**



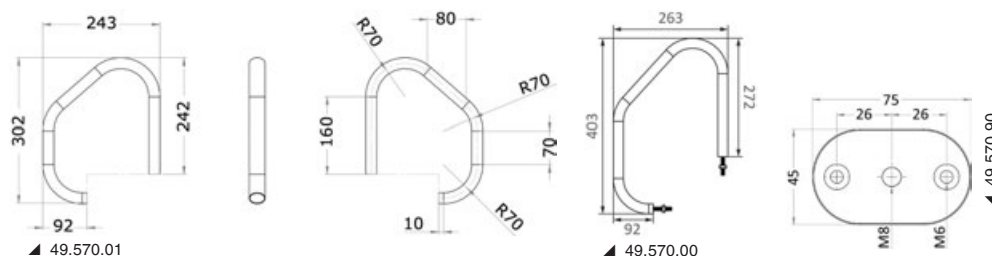
**Oval-section climb-up handle**

**AISI 316**

Oval-section climb-up handle for better grip. Made of mirror-polished 316 stainless steel. Attached by the ladder through studs or plates. Item sold individually (for a pair, order no. 2 pieces).



Code	Description	Dimensions mm	Section mm	Fixing
49.570.00	Climb-up handle	403 x 263	23 x 33	Studs M8 x 50
49.570.01 <b>New</b>	Small climb-up handle	243 x 302	23 x 33	Studs M8 x 50
49.570.90 <b>New</b>	Mounting plates with self-tapping screws	75 x 45	-	Self-tapping screws Ø6



**Thermoelectric wine cooler 12V - 220V**

This thermoelectric cooler is a state-of-the-art cooling device designed to ensure the ideal temperature for wine bottles and other beverages up to a diameter of 92 mm. A thermoelectric cooling system made up of copper tubes and a heat sink ensures even temperature distribution and optimal performance. It is provided with a modern touch control panel with display for simple and intuitive temperature adjustment from a minimum of 5°C. It comes with a 220V transformer and a 12V cigarette lighter plug (see 14.517.01).

Code	Capacity	V	Power W	Bore Ø mm	Depth mm
50.860.01	1 Bottle	12/220	72	92	190




**Stainless steel fold-down sink**

Wall-mounted foldable stainless steel sink with integrated tap. Comes with soap dish.

Code	↔  mm	Overhang	
		Closed length mm	Open mm
50.189.70	340x330	150	336







**External stainless steel hob units**

Fitted with safety thermocouples.


Code	No of burners	↔ outside mm	Burner W	OPTIONAL pot holder
50.103.45	1	210x290x90h	1750	50.100.91
50.103.47	2	440x290x90h	1900+1000	50.100.92
50.103.49 <b>New</b>	2	290x440x90h	1900+1000	50.100.92



**Gas hob with pyroceram burners**

Fitted with safety thermocouple.

Code	No of burners	↔ mm		Power W	Column pot holder OPTIONAL
		outside	recess		
50.706.10 <b>New</b>	1	365x195	345x180	1800	50.100.91
50.706.11	1	325x290	270x305	1900	50.100.91
50.706.12	2	500x300	480x280	1750+3000	50.100.92
50.706.13	2	380x280	360x260	1000+1750	50.100.92
50.706.15 <b>New</b>	3	400x400	380x380	1000+1800+1800	50.100.93
50.706.14	3	504x410	484x390	1000+1900+3000	50.100.93



**Cooktops with steel glass lid**

Stainless steel cooktops with smoked tempered glass lid, complete with hot and cold water mixer tap.

Code	With sink	No of burners	↔ mm			Burners W	OPTIONAL pot holder
			outside	inside	recess depth		
50.714.01	right	1	526x326	515x325	163	1800	50.100.91
50.714.02	left	1	526x326	515x325	163	1800	50.100.91
50.714.03	right	2	726x346	688x319	140	1800+1000	50.100.92
50.714.04	left	2	720x346	688x319	140	1800+1000	50.100.92



50.601.03



**Gas hob with glass top**

**GAS      NONELECTRIC**

Innovative hob for boats: safe, easy to use, ecologic and stylish.

The burners are placed under the glass top and heat the surface so that the flame burns safely even in outdoor and windy places.

Designed to be installed even on boats without a generator.

Code	kg	No of burners	V	↔ mm	Power kW	Current draw W
50.601.02	4.8	2	12	460x280x70	2.4/2.8	15
50.601.03* <b>New</b>	4.8	2	12	330x500x70	2.6/2.9	15
50.601.12	10.2	2	12	545x450x70	3.8/4.4	17

**NEWEST**



50.706.00



50.706.01

**Induction glass-ceramic cooktops AC 120V / 60Hz**

**120V**

Induction hobs with adjustable power from 100W to 1800W thanks to the touch control panel. Equipped with child safety lock. Easy to clean due to the glass surface, includes an automatic shutdown system and cooling fans for safe and long-lasting use.

**60HZ**

Code	Burners	V	Hz	W	↔ mm	
					outside	recess
50.706.60	1	120	60	1800	357x297	356x283
50.706.61	2	120	60	3600	520x360	500x350

**ATI 12V boat boiler**

12V

Boiler designed for 12V applications. Made of AISI 316 L stainless steel. Large surface heat exchanger for efficient hot water production. Polyurethane foam insulation, free from toxic agents. Built-in dual thermostat and safety valve. Pre-painted aluminum cover and stainless steel brackets for sturdy installation.

Code	Volume litres	V	W	Max pressure bar	↔ LxØ mm	kg
50.489.22	22	12	300	7	520x320	7.5



**12V Mini boat boiler**

12V

Mini boiler for boats in AISI 316L stainless steel, impact-resistant, with thermal insulation in polyurethane foam. Equipped with an incoloy heating element and a probe sheath that allows the water temperature inside the boiler to be detected via thermostat. Supplied with safety valve and adjustable brackets.

Code	Volume litres	V	W	↔ LxØ mm	kg
50.589.06	6	12	300	459x190	4.1



**Electro-valve**

To be used in toilets that use the fresh water from the onboard system. It also works as an anti-siphon to prevent possible backflow of toilet water into the onboard system.

Code	Version	V	Hose adaptor
50.203.10	Brass	12	1/2"
50.203.11	Brass	24	1/2"
50.203.20	<b>New</b> Technopolymer	12	14 / 19 / 1/2"
50.203.21	<b>New</b> Technopolymer	24	14 / 19 / 1/2"



↙ 50.203.20/21

**ISOTHERM Clean Touch AC/DC stainless steel ice maker**

AC/DC

CLEAN TOUCH

Isotherm AC/DC ice maker is designed for versatile use on board. It combines energy compatibility, compact design and high efficiency. It produces up to 4.6 kg of ice per day. Equipped with a stainless steel panel with clean-touch finish and integrated 8-liter tank.

Code	V	↔ HxLxD mm	kg
50.843.01	12/230	626x371x501	29
50.843.02	12/115	626x371x501	29
50.843.03	24/230	626x371x501	29
50.843.04	24/115	626x371x501	29

**isotherm**

**NEWEST**



↙ 50.843.01

**ISOTHERM VE200 PLUG&PLAY Cooling Unit**

PLUG&PLAY

VE200 PLUG&PLAY cooling unit is the ideal solution to turn unused spaces into refrigerated areas. Easy to install, no qualified technicians required. Pre-assembled, pre-charged with refrigerant gas.

Code	Max volume		V	Compressor	Temperature range	↔ mm	
	Fridge	Freezer				Evaporator	Compressor
50.931.95*	200	65	12/24*	BD35F	+0° +11°	360x257x258	280x160x175

\* AC/DC option through Isotherm power pack.

**isotherm**

**NEWEST**





**DOMETIC drawer refrigerators**

Innovative design and high energetic efficiency for a 3-in-1 cooling solution: refrigerator only, freezer only, or both. The freezer compartment can be easily pulled out to make room for a larger refrigeration.

- Touch control panel with integrated LED light bar;
- Reversible door hinge;
- Full-width door handle neatly integrated for easy access;
- Smart closing mechanism to create a gap between the fridge and the door to airing out;
- Energy-efficient, light, compact compressor with 3 operating modes (Eco/Boost/Silent);
- Compressor can be remote-controlled in the 35-litre version to reduce depth to minimum;
- Standard or flush-mount installation frame.

Dark silver door	Stainless steel panel	Model	Capacityl	V	Consumption W/24 h	mm (LxHxP)	kg
50.916.03	50.917.03	NRX0050	46	12/24	222	380x510x525	17
50.916.05	50.917.05	NRX0060	58	12/24	234	448x537x525	17

**NEWEST**



**DOMETIC refrigerators, deep black**

Refrigerators with dark black panel. Equipped with 3 convenient shelves and a small compartment for bottles or cans. Freezer compartment can be ordered separately as an accessory.

- Touch control panel with integrated LED light bar;
- Reversible door hinge;
- Full-width door handle neatly integrated for easy access;
- Energy-efficient, light, compact compressor with 3 operating modes (Eco/Boost/Silent);
- Compressor can be remote-controlled in the 35-litre version to reduce depth to minimum;
- Standard or flush-mount installation frame.

Dark black door	Model	Capacityl	V	Consumption W/24 h	kg
50.918.01	NRX0035E	34	12/24	230	16
50.918.03	NRX0050E	46	12/24	222	17
50.918.05	NRX0060E	58	12/24	234	17
50.918.07	NRX0080E	78	12/24	304	20

**ISOTHERM Cruise Classic Total Black refrigerators**



CRUISE Classic Total Black series features stylish and sturdy refrigerators, perfect for the marine environment. Available in capacities from 42 to 226 litres, they combine modern design in matt black and high energy performance.

- Integrated freezer (Drink version excluded).
- LED internal lighting.
- Refrigerator inner panels with rounded corners for easy cleaning.
- Secop energy-efficient 12/24 V compressor
- Door with magnetic lock.
- Corrosion-resistant materials.

Code	Model	Capacityl	V	Consumption W/24h	Compartment	mm			kg
						L	P	H	
50.870.01	CR42 Total black	42	12/24	300	Single	380	455	525	14
50.870.02	CR49 Total black	49	12/24	278	Single	380	452	525	17
50.870.03	CR65 Total black	65	12/24	288	Single	450	473	530	18
50.870.04	CR85 Total black	85	12/24	386	Single	475	505	627	22
50.870.05	CR86 Total black	86	12/24	499	Single	380	495	850	22
50.870.06	CR100 Total black	100	12/24	400	Single	486	455	746	23
50.870.07	CR130 Total black	130	12/24	438	Single	525	510	750	27
50.870.08	CR130 Drink Total black	130	12/24	400	Single	527	520	750	27
50.870.09	CR226 Total black	226	12/24	648	Double	595	522	1452	52

**NEWEST**



**Autoterm Flow liquid heaters**

AUTOTERM Flow liquid heaters are a versatile and compact solution for boats and vehicles, with a thermal power of 5 kW. Designed to heat cabins and interiors. Available for petroleum (12V) and diesel (12/24V) systems. The kit contains everything necessary for the installation of the boiler. Control panel **50.251.01** to be purchased separately to operate the boiler. To complete the installation, it will also be necessary to purchase the hot water circulation pipe (diameter 16mm type **17.740.16**) and the local air distributions as needed.



Code	Model	Recommended for boats (m)		V	Power kW	Energy consumption (W)	Fuel consumption (l/h)	mm	kg
		Mediterranean climate	Nordic climate						
50.261.12	petrol	10-13	8-11	12	5	42	0.7	220x90x136	2.4
50.262.12	Diesel	10-13	8-11	12	5	42	0.62	220x90x136	2.4
50.262.24	Diesel	10-13	8-11	24	5	42	0.7	220x90x136	2.4

**Heat exchangers (fan coil) for Autoterm Flow boiler**

Heat exchangers with integrated active fan for Autoterm Flow liquid heaters. They receive water produced by the boiler type 50.261.12 - 50.262.12/24 and distribute hot air. For versions without an integrated switch, any thermostat and/or switch with one or two speeds (type 50.266.30) can be connected.



Code	V	Power kW	Heating capacity m²/h	Outlets	Switch	Speed	Thermosts	Type of mounting
50.267.01	12	2.75	110	1	Yes	1	Yes	bulkhead
50.267.02	12	5.9	347	1	Yes	3	Yes	bulkhead
50.266.01	12	3.05	236	2	no	2	no	recess
50.266.02*	12	6.05	314	3x60mm	no	2	no	Remote*



▲ 50.267.01



▲ 50.266.01

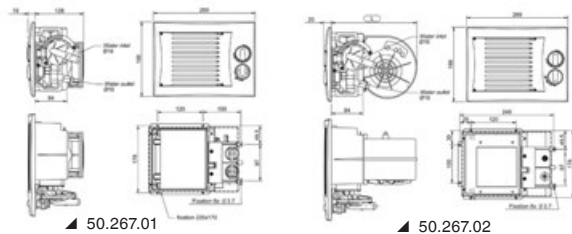
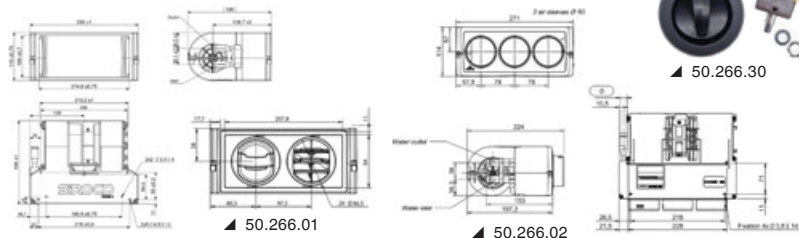


▲ 50.267.02



▲ 50.266.02

\* To be connected with pipes of 60 mm diameter to adjustable nozzles.



**SILENT Ultra Slim WC**

Compact faired toilet bowl with specially designed SLIM fixing base suitable for mounting in confined spaces. Ceramic bowl, soft-close seat, self-priming pump with suction/ drain function and macerator. Carling control panel included with automatic cycle mode + manual mode **50.204.43**  
Port connections: Inlet 19 mm (3/4"), Outlet 25 mm (1") or 38 mm (1 1/2")

Code	V	A	mm				Self-priming pump for sea water suction OPTIONAL	Solenoid valve* OPTIONAL
			Height	Width	depth	Base		
50.316.12	12	30	410	355	480	225 x 272	16.525.12	50.203.10
50.316.24	24	16	410	355	480	225 x 272	16.525.24	50.203.11

\* OPTIONAL Electro-valve to connect the water intake to the W.C.



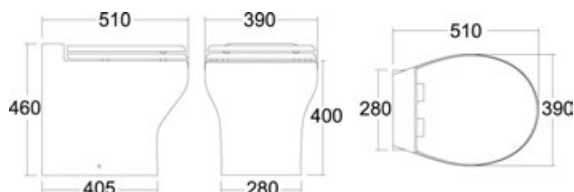
▲ 50.204.43

**TECMA Silence Plus 2G Black Edition Electric Toilet**

**Total Black** versin of the WC Silence Plus 2G (Generation2) complete with **black** Touch SFT control panel.



Code	Model	V	mm			Built-in bidet	Installation	kg
			Height	Width	depth			
50.227.47	Silence Plus 2G	12	460	390	510	no	Above floor	25.5
50.227.41	Silence Plus 2G	24	460	390	510	no	Above floor	25.5
50.227.46	Silence Plus 2G+Bidet	24	460	390	510	Yes	Above floor	25.5





**IZY Air Conditioning Unit Supplied in DIY Kit**



**NEWEST**



IZY is the exclusive product designed for DIY installation of air conditioning system in any boats by people without technical background.

The durable and room-saving 316 stainless steel casing internally insulated for noise emission reduction contains:

- a high-efficiency compressor;
- a corrosion-resistant copper-nickel heat exchanger;
- a refrigerant gas-air heat exchane coil;
- a seawater circulation pump;
- all electrical and electronic components.

The heating mode is activated through an electric resistance, unlike heat pump systems. With cycle reversal. The air conditioner efficiency is not affected by the decreasing of sea water temperature in winter, thus achieving 100% of the available thermal power even with water temperatures below 10°C.

Power supply 220V. Digital wall-mounted control panel, remote control included.

Code	BTU/h	Power Consumption (W)		Currentdraw (A)		Nominal Duct Section	Net weight Kg	←→  mm
		Cooling mode	Heating mode	Cooling mode	Heating mode			
50.267.09	9000	860	1800	3.6	4.8	102	29	590x280x315
50.267.13	13000	1300	1800	4.3	6.5	102	35	630x340x350
50.267.16	16000	1700	1800	6	7.5	102	37	630x340x350

**AirJet air conditioners 12V and 24V DC**

**NEWEST**



AirJet 12/24V DC is ideal for air conditioning of boats and leisure vessels without a generator. Directly powered by the onboard battery bank, it allows for air conditioning without the need for noisy generators or inverters.

Thanks to its compact and elegant design, AirJet stands out for its high versatility, easy and room-saving installation.

It is ideal for cooling single cabins.

When the boat is moored, the special kit (optional) can be connected to the dock and benefit from the 220V power supply, saving the onboard batteries.

**Sea pump and control panel included.**

Code	V	BTU/h	Power Consumption (W)	Currentdraw (A)	Air capacity (m3/h)	Net weight Kg	←→  mm	Dock power supply kit **
50.268.12	12	3700/6250*	600/800*	40/65*	500	17	500x380x240	50.268.01
50.268.24	24	5400/7400*	940/1000*	39/61*	650	18	480x330x280	50.268.01

**Accessory Kit**

First outlet	Components	Second Outlet	Components
50.268.00	Insulated flexible duct diam. 102 mm (1.5m), adjustable and closable white circular outlet nozzle diam. 100mm, junction sleeve 100/80mm, hose clamps (2), white return grill 300x200mm, spiral hose diam. 20mm (3m), seawater filter in plastic, male hose holder 1/2"x20mm, tap 1/2" female/female, sea intake 1/2", sea discharge 1/2", stainless steel hose clamps 17x32mm (8), condensate drain pipe diam. 16mm (1.5m), fixing brackets (3).	50.267.99	T or Y junction, 2m insulated flexible duct and no. 1 PVC white circular outlet, diam. 100mm.

\* Data related to machine set at maximum speed  
 \*\* Comes with 220V to 12V DC powr supply + automatic 12V/220V selector - switch for power supply

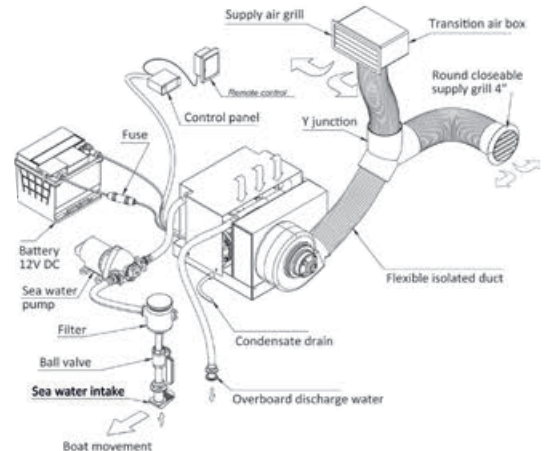
50.268.02 Remote control display



▲ 50.268.02



▲ 50.268.00



**SCHENKER ZEN watermaker**

Lightweight and economical, it fits on all boats thanks to its extremely compact dimensions. Simple and intuitive operation with two simple buttons.

**Contents of the Kit:**

- watermaker with Energy Recovery System;
- fuel pump with sea water filter;
- activated carbon filter with solenoid valve;
- 5 micron pre-filter;
- fresh water production pipe (5m);
- remote panel.

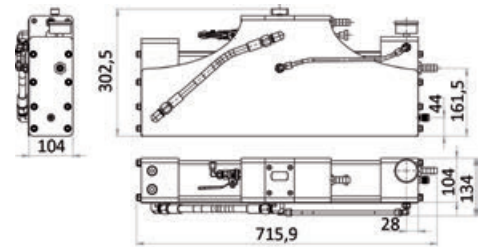
**Remote Control Functions:**

- start/stop;
- production timer;
- flushing;
- alarms.



▲ Control panel

Code	Model	V	Flow rate l/h	Current draw W	kg		Diaphragm
					Desalinator	pump	
50.237.30	Zen 30	12	30	110	16	4.5	1x(2.5"x21")
50.237.50	Zen 50	12	50	240	21.5	8.5	2x(2.5"x21")
50.237.54	Zen 50	24	50	240	21.5	8.5	2x(2.5"x21")
50.237.92	Zen 100	12	100	400	41	12	2x(4"x21")
50.237.94	Zen 100	24	100	400	41	12	2x(4"x21")
50.237.95 <b>New</b>	Zen 150	24	150	600	62	-	2x(4"x21")
50.237.96 <b>New</b>	Zen 150	48	150	600	62	-	2x(4"x21")



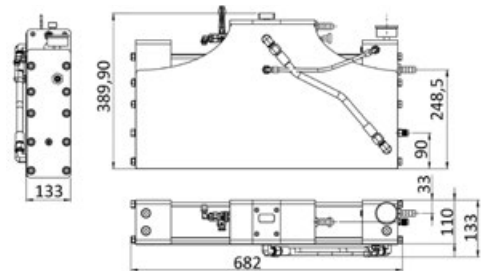
▲ 50.237.30



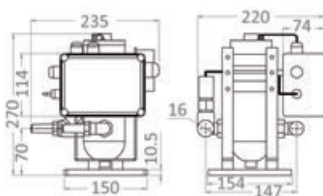
▲ Feed pump 50.237.92/94



▲ Feed pump 50.237.50/54



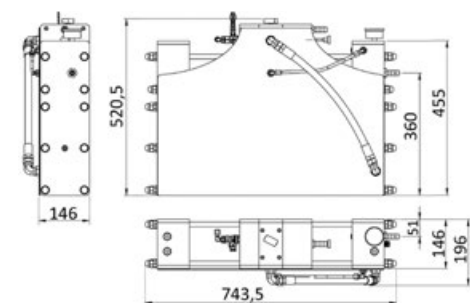
▲ 50.237.50/54




▲ Feed pump 50.237.50



▲ Feed pump 50.237.30



▲ 50.237.92/94



**LENCO Pro Control Standard Mount and Edge Mount Trim Tab Kit**

Next-generation flap system with advanced controller and control unit, fast and sturdy pistons for an excellent driving experience.

Faster and more powerful actuators developed in 2025 to ensure maximum trim correction performance in modern boats.  
 Piston pulling and pushing power 750/400 Kg versus 340/0 Kg of the previous version.  
 5 years of warranty on the complete system.  
 74% improvement in boat balancing by maintaining the hull at the optimal angle of heel despite moving weights or rough sea.  
 24% less impact on water makes navigation more pleasant and smooth.  
 Can connect to Mercury engines from which it gathers acceleration data to make the intervention even more predictive.  
 All models operate at 12v

**Auto Version:**  
 When in 'auto' mode, the measurement unit interprets navigation conditions such as speed, accelerations, pitching, and rolling, and responds promptly by maintaining and keeping the hull at the best navigation angle.  
 The pilot can still intervene and adjust the trim differently by using the intuitive ergonomic panel.

**Assist Version:**  
 Allows for intuitive and quick control of the trim by the pilot. Possibility to program and quickly recall two desired Flap positions.

- The kit includes:
- Pro Control Auto or Assist ergonomic control panel
  - Detection control unit (IMU) (**only for Auto version**)
  - 2 steel fins
  - 2 SD Pro actuators cylinders having 10" pin-to-pin length (15187-001)
  - 6 T-connectors (30281-001)
  - Micro C Drop cables: 2x 1.8m (30269-002); 1x 3.8m (30269-001); 1x 6.4m (30269-004)
  - 2 x 6 Pin Detusch to Micro C Actuator Network Adapter Cable (30377-001)
  - 2x 0.91m Pro Control Actuator Power Pigtail (30378-001)
  - 2 Wake Signal Adapter for Non-Mercury Systems (30376-001)
  - 2 x boat side mounting bracket (15193-101)
  - 2 x mounting brackets for flaps (15194-101)
  - Lenco 2K Backbone Kit

Code	LENCO code	Version Control	flaps			Version with fins	Minimum transom mirror height mm	Recommended for hulls m
			L mm	W mm	L "xW"			
51.266.01	15181-106	Assist	229	305	9x12	Standard	356	4.9 - 8
51.267.01	15182-107	Car	229	305	9x12	Standard	356	4.9 - 8
51.268.02	15186-107	Car	305	305	12x12	Edge Mount	279	6 - 9.1



**Nitro spray paints for IVECO inboard engines**

Code	Colour	Year	Spray can ml	PACKAGE
52.595.03	white	all	400	6



**Oceansouth Propeller Protection**

Made of high-resistance, UV-resistant polyester.  
 Padded with 6-mm polyurethane foam, reinforced seams and snap button fastening.  
 Sturdy handle and non-slip interior to ensure ease and stability during transport.  
 High-visibility color for increased safety during towing.

Code	Ø mm
52.958.01	200
52.958.02	260
52.958.03	320
52.958.04	360
52.958.05	410
52.958.06	435 (double/twin)

**Rubber stuffing box**

Long lasting insulation from water seepage, low maintenance required if correctly treated. Made of a special type of rubber resistant to salt water and lubricating grease. The product is supplied with an AISI316 stainless steel clamp and specific lubricant for shaft line. Operation of the stuffing box is usually under the waterline; lubrication and cooling by water. In case of operation above or on the waterline, an external water cooling source is needed.

**Version A:** brass hose adaptor for external lubrication by water (if not used, a brass closing cap is supplied) + greasing aperture with brass cap.

**Version B:** no hose adaptor and greasing aperture.

The kit includes: stuffing box + specific lubricant tube + instructions.

**OSCOLATI**



Version		Centerline Ø mm	Stuffing box case Ø mm
A	B		
52.330.26	52.331.26	25.4 (1")	44
52.330.31	52.331.31	31.8 (1" 1/4)	52
52.330.36	52.331.36	38.1 (1" 1/2)	58
52.330.41	52.331.41	44.5 (1" 3/4)	64
52.330.46	52.331.46	50.8 (2")	70

**YACHTICON Aqua Clean for fresh water tanks**

Used for the treatment and preservation of fresh water in tanks. It prevents contamination for up to six months.

Silver-based, **free of chlorine** or other chemicals. It is tasteless and odourless. **Suitable for drinking and non-potable water.**

It can be used in both flexible and rigid tanks (in case of aluminium tanks, the liquid version 52.193.00 is better).

Code	Description	Package	For litres
52.193.03	Tablets	100 pcs	2000

With the purchase of 16 pcs, you'll receive a complimentary display stand



**FLIPPER™ foldable winch handle**

FOLDABLE

MADE IN ITALY

Flipper is an innovative foldable winch handle designed to simplify and speed up sheets release and wrap without removing the handle from the winch.

Precision milling and stainless steel joints ensure resistance and durability. 30- micron anodization process to enhance scratch resistance and withstand the aggressive marine environment.

Easily foldable onto the winch base thanks to its patented locking mechanism for easier release and wrap.


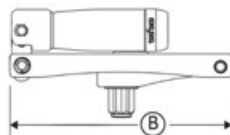
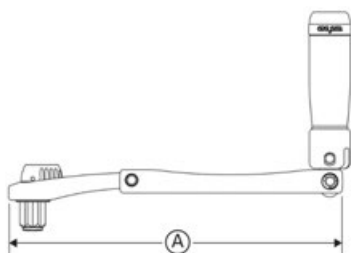
Adjustable in 4 positions (closed, semi-open, open, maximum opening with ratchet) to simplify any maneuvering requirements. Equipped with a quick 8-point hook and release for immediate installation on any type of winch.

With Flipper you no longer have to remove the handle and mount it on different winches. No more fear of losing it at sea: it is always in place and ready for use. This reduces the risk of losing Flipper in the sea and simplifies maneuvers, making your sailing experience safer and more comfortable.


**easysea**



Code	Version	Length open mm (A)	Length closed mm (B)	Recommended for vessels
57.111.01	Flipper™ Standard	200 (8")	142.5 (5.6")	from 6 to 11 m
57.111.02	Flipper™ Max	254 (10")	190 (7.5")	from 11 m and beyond





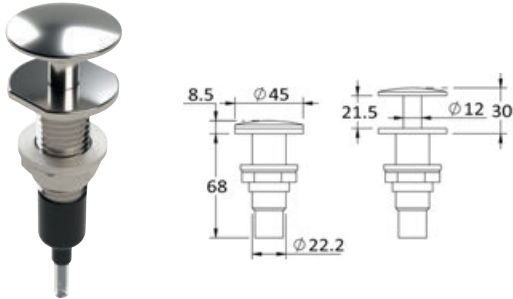


**Leather and neoprene covers**

Spreader covers made of UV-resistant leather. An elastic cord on the edges allows the boot to adapt well regardless of the shape of the spreaders. The interior is lined with neoprene for an optimal fit and the leather on the outside offers a soft surface to protect the sail. It is equipped with velcro for secure fastening. Fits wide spreader arms. Sold in pairs and available in 4 sizes.

Code	Crosstree section mm	
	Continuous rig	Linked rig
57.491.01	55-95	-
57.491.02	95-122	74-95
57.491.03	-	105-122
57.491.04	-	122-154

**NEWEST**



**Retractable telescopic hook**

Functions:  
 1) Hooking device for fenders  
 2) Cleat  
 3) Skis / inflatables towing  
 Flat mounting, made of mirror-polished AISI 316 stainless steel.  
 Breaking load 840 kg

Code	Ø mm	Projection mm
64.216.00	45	8

**NEWEST**



**Marlin Spin De Luxe**

Super ring lifebuoy with 4 nylon/neoprene handles.  
 Made of electrowelded PVC and 420D nylon cordura.  
 Boston valve for quick inflation and quick connect tow hook.

Code	External Ø cm	Person Capacity No.
64.961.00	138	1

**NEWEST**



**Marlin Turbo 1**

No central compartment for exciting use both individually and in pairs.  
 Made of electrowelded PVC + 420D nylon cordura. Provided with 4 nylon / neoprene handles and non-slip top panel.  
 Boston valve for quick inflation and quick connect tow hook.

Code	External Ø cm	Person Capacity No.
64.706.09	152.5	2

**Duralac Green**

Renewed version of the original Duralac, it is a plastic insulator and sealant used to prevent galvanic corrosion at the contact point between two different metals, such as: aluminum cleats fixed with stainless steel screws, aluminum or brass winches fixed with stainless steel bolts, stainless steel accessories for shafts fixed on the shaft itself (in aluminum) with rivets or screws, bollards coupled with studs of different metal.  
 It is a yellow, chrome-free, durable and flexible paste that is interposed between two metals during coupling.  
 Applied with a brush and should not be diluted.



Code	Package ml
65.750.01	250

**IOSSO Raft Decap stripper for inflatable boats**

It renews, cleans, and restores the original colour of dinghies aged by the sun, smog, and salt, restoring their original colour and shiny appearance. Suitable for all types of rubber, vinyl, imitation leather, etc. Spray it and let it act for a few moments. If necessary, rub with a brush or sponge and rinse. Do not let the product dry on the treated surface. Do not apply on screen-printed parts.



Code	Package
65.212.07	750 ml sprayer

**IOSSO Raft mould cleaner**

Removes mold stains from any rinsing surface such as dinghies, fiberglass, faux leather, etc. Spray on the stained surface and wait, without rubbing until the stain is completely removed. Rinse with water. We recommend using it cautiously and store it in a cool place, sheltered from sunlight.



Code	Package
65.212.06	750 ml sprayer

**IOSSO Raft protective wax for inflatables**


Protective, reviving and polishing cream wax for dinghies of any material. Maintains a durable protection while restoring the original appearance to aged rubber. Suitable for protecting vinyl fabrics (awnings, fender cushions and other plastic accessories). Spray on the surface to be treated, clean and dry. Then spread the product evenly on the surface and let it dry.



Code	Package
65.212.05	750 ml sprayer

**Rustproof primer spray**

This primer protects metal surfaces from rust formation. An **insulating barrier** prevents oxygen and moisture from attacking the surface. This product also acts as a **primer** for the applied paint.

Code	Colour	Package ml	 PACKAGE
65.560.51	Grey	400	6
65.560.52	green	400	6



65.560.52



65.560.51

**NEWEST**

**Paint remover spray**

Stripper spray suitable for all paints, including bi-components.

Code	Package ml	 PACKAGE
65.590.00	400	6



**NEWEST**

**Wood Oil protective spray for wood**

Long-lasting protective oil against UV rays and salt. Soakes deep into the wood and dries quickly.

Code	Model	Colour	Package ml	 PACKAGE
65.745.01	Classic teak	Warm Gold	400	6
65.745.02	Clear	transparent	400	6



**NEWEST**

**OSCULATI**



▲ 65.230.01/11



▲ 65.230.02/12



▲ 65.230.03/13




▲ 65.230.02

**Accessories for OSCULATI abrasive pastes**

Code	Description	To be used with	cm	PACKAGE
65.230.11 <b>New</b>	2 medium-stiff orange foam pads	65.230.21	Ø 8	20
65.230.12 <b>New</b>	2 medium-soft blue foam pads	65.230.21	Ø 8	20
65.230.13 <b>New</b>	2 soft black bubbly foam pads	65.230.21	Ø 8	20
65.230.01	2 medium-stiff orange foam pads	65.230.22	Ø 15	20
65.230.02	2 medium-soft blue foam pads	65.230.22	Ø 15	20
65.230.03	2 soft black bubbly foam pads	65.230.22	Ø 15	20
65.230.15	Fine wool cover	65.230.24	Ø 18	20
65.230.16	Double-sided rough wool cover	65.230.23	Ø 20	10
65.230.17	Single-sided rough wool cover	65.230.24	Ø 20	10
65.230.21	Backing pad for drill	65.230.11/12/13	Ø 7.5	10
65.230.23	Adapter for rough wool cover	65.230.16	-	10
65.230.24	Backing pad for wool cover	65.230.15/17	Ø 17.5	10
65.230.40	2 microfibre cloths	-	38x38	20

**NEWEST**



**VELCRO® Brand ALFA-LOK® Fastener**

Self-fastening system for indoor and outdoor use. Thanks to pressure closure of the mushroom-shaped hooks, positioning is possible before final fastening. Top-performance fastening system, good adhesion for immediate positioning. Excellent for fastening panels, ceilings, electronic central units, GPS systems, video cameras and sensors.

Code	Colour	Version	Dimensions	Hold
65.450.03	black	Roll	25 mm x 3 m	5.1 kg cm <sup>2</sup>
65.450.25	black	Roll	25 mm x 3 m	5.1 kg cm <sup>2</sup>
65.450.75 <b>New</b>	black	4-piece blister pack	25 mm x 75 mm	3.3 kg cm <sup>2</sup>

**NEWEST**



**PSP MARINE TAPES double-sided adhesive tape for mirror mounting**

Best sealing, bears up to 2 kg, ensures permanent fixing on any smooth surface, metal, glass, tiles, etc. Resistant to moisture, UV rays, and temperature up to 100°C. It is an ideal alternative to nails, screws, or glue.

Code	Roll
65.361.93	19 mm x 2 m



**MARLIN Velox Super antifouling paint**

Specific product for submersed metal parts such as propellers, stern drives, shaft lines, etc. It does not degrade with galvanic currents, which are the major cause of paint peeling. Velox Super is the evolution of the well-known Velox Plus and is approved in compliance with BPR directive, also for DIY use (in Italy). The addition of new additives and TEFLON have improved the adhesion properties for better smoothness and easier cleaning.

Code	Colour	Package l
65.886.10BI	white	0.5
65.886.10GR	grey	0.5
65.886.10NE	black	0.5



**MARLIN Flexy antifouling paint**

Flexible antifouling paint suitable for the protection of inflatable boat tubes (neoprene, hypalon, pvc, vinyl leather, etc.). It can also be applied on fiberglass hard keels. No primer needed on either fabric or fiberglass. Excellent adhesion, effectiveness and flexibility.

Code	Colour	Package l
65.889.01	white	0.5
65.889.02	grey	0.5
65.889.03	black	0.5

**MARLIN Universal Primer**

This primer is ideal to isolate old antifouling in bad or unknown conditions before applying a new antifouling paint. High water resistance and corrosion protection, ideal to isolate iron or wood in mono-component cycles.

Code	Colour	Package l
65.882.01	grey	0.75
65.882.02	grey	2.5



**MARLIN Epogel protective paint**

Epoxy solventless coating resistant to chemicals for interior use. Ideal to paint bilges as it stops osmosis caused by water absorption from inside the hull. Certified for food and drinkable water contact, it can be used in refrigerators and drinkable water tanks.

Code	Colour	Package l
65.875.01	white	0.75
65.875.02	grey	0.75
65.875.11	white	2.5
65.875.12	grey	2.5



**MARLIN Velox Sil Antifouling paint for propellers and metal parts**

Foul-release transparent, biocide-free antifouling. For excellent adhesion, apply the specific modified epoxy primer first, grey color. The combination of Primer Sil and Velox Sil ensures exceptional adhesion to metal parts, optimal resistance to galvanic currents, high speeds, and cavitation, without peeling. Easy to use and does not contain carcinogenic or particularly dangerous substances. Suitable for DIY use.

Code	Description	The kit contains
65.896.01	250 ml Kit	125 ml primer; 125 ml paint
65.896.02	500-ml kit	250 ml primer; 250 ml paint
65.896.03	1000 ml Kit	500 ml primer; 500 ml paint



**MARLIN Light Sil antifouling paint for underwater lights**

transparent foul-release biocide-free antifouling paint. Strong adhesion on glass and metal. Total transparency not to affect the light output. Any growth of vegetation will be removed with the movement of the boat or with a light cleaning using a sponge. All kits include a small brush for application.

Code	Description
65.897.01	70 ml Kit
65.897.02	250 ml Kit



**MARLIN Eco Sil antifouling paint for echo sounder transducers**

Biocide-free transparent foul-release antifouling paint. It provides strong adhesion on plastic, does not interfere with the echosounder signal. The solvents in the paint do not attack either the plastic or the seals. Any vegetation growth will be removed by the motion of the boat or through light cleaning using a sponge. A small brush for application is included.

Code	Description
65.898.01	70 ml Kit







**Cleaner for ADECO adhesives**

Used to clean and brighten dinghies, SUPs, tenders, and other inflatables fabric made of PVC or neoprene (hypalon).

Code	Package
66.236.10	250 ml



**ARC real teak folding chair**

Extra high-quality finish, stainless steel fittings.

**NEWEST**




Code	Cushion and backrest in	Colour	Type	←→  cm		kg
				open	closed	
71.323.20	Simple fabric	navy blue	chair	56x45x89	45x23x68	7
71.323.21	Simple fabric	white	chair	56x45x89	45x23x68	7
71.326.30	Stuffed fabric	navy blue	chair	56x45x89	45x23x68	7
71.326.31	Stuffed fabric	cream	chair	56x45x89	45x23x68	7
71.326.32 <b>New</b>	Stuffed fabric	Dark Grey	chair	56x45x89	45x23x68	7
71.326.33 <b>New</b>	Stuffed fabric	Sand	chair	56x45x89	45x23x68	7
71.336.50	Stuffed fabric	navy blue	stool	53x47x41	41x12x68	4.5



**ARC table top for sailing boat post**

Foldable and collapsible (buy art. 71.240.10 to make it collapsible), made of real teak, **AISI 316** fittings. Supplied without support arms to be ordered separately.

**NEWEST**



Code	Type	←→  cm	
		open	closed
71.202.00	Withedge	64x70	64x35
71.202.60	Withedge	80x70	80x35
71.202.70	Withedge	90x70	90x35
71.203.10 <b>New</b>	Without edge	125x80	125x40
71.203.20 <b>New</b>	Without edge	90x60	90x30
71.203.30 <b>New</b>	Without edge	80x60	80x30

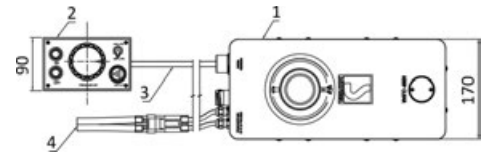
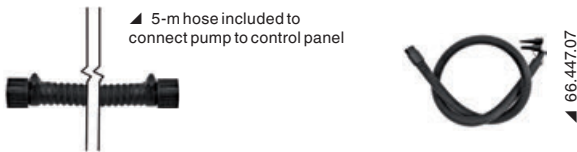


### High-pressure electric inflator with GE 22 RC remote-controlled compressor

It consists of a pumping unit to be located in a protected housing and a control panel that can be positioned in a different place depending on your boat (tender garage, stern gangplank, boat deck). The 5-m long hose and cables connecting the pump to the panel are included. The function (inflation/deflation) and the pressure needed can be selected on the control panel, where the inflating mouth is located. Connect one end of the inflation hose to the control panel and the other end to the dinghy and press ON to start the pump. The remote-controlled pump drastically reduces noise during operation. High-performance pump for fast and high-pressure inflation. For dinghies, ribs, SUPs, etc.



Code	Functions	V	Current draw A	Flow / pressure		Pump mm	Pannello mm	4-m hose w/connections OPTIONAL
				Motor 1	Motor 2			
66.447.05	Inflation + deflation	12	30	250 l/min up to 0.2 bar	120 l/min up to 1.4 bar (20 PSI)	370 x 170 x 152	151 x 90 x 51	66.447.07
66.447.06 <b>New</b>	Inflation + deflation	24	15	250 l/min up to 0.2 bar	120 l/min up to 1.4 bar (20 PSI)	370 x 170 x 152	151 x 90 x 51	66.447.07



### SCOPREGA GE 900 and GE 900AA- PLUS electric inflators

High-flow electric inflators to inflate tents, games, structures, and inflatable barriers (GE 900), kayaks, and any inflatable boat (GE 900AA+ PLUS) quickly and with significantly reduced noise impact (max 85 dB). Supplied with Ø 25-mm inflation tube 1.5 m long and universal fittings.



Code	Model	Functions	V	W	Flow l/min	Pressure	Current draw A	mm
66.448.04 <b>New</b>	GE 900	Inflation + deflation	220	700	1700	170 mbar (2.5 psi)	3	170 x 230 x 170
66.448.05	GE 900AA +	Inflation + deflation	220	900	1700	250 mbar (3.6 psi)	4	230 x 170 x 220



### SCOPREGA Maxxive Infinite electric inflator

MAXXIVE INFINITE inflator stands out for high performances (1.2 bar and 500 l/min of initial volume) and ability to inflate and deflate a wide range of objects, including kites, SUPs, small inflatable boats, air mattresses, etc... Integrated touchscreen for intuitive control and very low noise level. User-friendly, fast and quiet.



**NEWEST**



Code	Functions	V	Current draw A	Flow / pressure		mm	Weight
				Motor 1	Motor 2		
66.450.12	Inflation + deflation	12	23	500 l/min up to 0.150 bar	150 l/min up to 1.2 bar (17 PSI)	240 x 150 x 155	2.1
66.450.24	Inflation + deflation	24	12	500 l/min up to 0.150 bar	150 l/min up to 1.2 bar (17 PSI)	240 x 150 x 195	2.1



SCANSTRUT

NEWEST



66.452.10

ATMOS Integrated Air Station 12V

- IPX6
- INFLATE/DEFLATE
- IGNITION PROTECTION

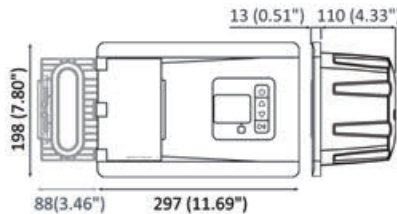
The built-in ATMOS onboard inflator combines a high airflow able to reach high pressures (20 psi / 1.37 Bar). Suitable for any type of inflatable: tender, SUP, towables  
 Waterproof (IPX6) and designed to withstand harsh marine environmental conditions.  
 The next-generation technology provides fast and effortless inflation and deflation.  
 Compact and flat, ATMOS fits almost all panels on board. It comes with inflation tube (2.5 mt.) and a universal valve fittings kit.  
 User-friendly and ready for use: you just have to set the target pressure on the display and start it. The inflator automatically stops when the desired pressure is reached.  
 ATMOS is ignition protection certified (ISO 8846), allowing the inflator to be installed near boat areas containing flammable gases or fuel. It complies with EMC CE-RED directive (2014/53/EU) and EN 62368 standard.  
 Comes with a convenient and durable storage bag.  
 Average inflation time for SUP: 6-8 minutes.  
 Certifications: CE, ROHS, UN ECE R10, UKCA  
 Compliant with standards: ISO 8846 and SAE J1171

Code	Scanstrut Code	Function	V	W	A	Max pressure	Flowrate / Pressure	Installation angle	←→ mm
66.452.01	SC-AOB-A2	Inflation+deflation	12	140	12	1.37 BAR (20 PSI)	350 l/min (0-1 PSI) - 70 l/min (1-20 PSI)	+10° to -30°	297x123x198



66.452.10 **New**

Optional ATMOS white sun cover



# ONE FAMILY



## OSCOLATI GADGET and CLOTHING line

Promotional items will be sent by our sales department upon request. Please state the code of the item you wish to receive.

### CLASSIC T-SHIRT



#### 70.190.08-21MB

Crew neck short sleeve T-shirt.  
Colour: blue.  
Fabric: 100% cotton, 160 g.  
Model: Unisex.  
Available sizes: XS, S, M, L, XL, XXL, XXXL.

### CLASSIC POLO SHIRT



#### 70.190.01-21MB

Short sleeve two button polo shirt, side slits.  
Ribbed collar and sleeves. Colour: blue with white inserts.  
Fabric: 100% cotton piquet, 190 g.  
Model: Unisex.  
Available sizes: XS, S, M, L, XL, XXL, XXXL.

### SHOPPING BAG



#### 70.199.15-01

Reusable shopping bag made of H.D. 02 white, fold-over die cut bag. 70 My.  
Dimensions: Ø 35x55x20 cm.

### SHOPPING BAG WITH SHOULDER STRAP



#### 70.199.21

Non-woven fabric shopping bag, 120 g., additional matt lamination and cardboard bottom.  
Dimensions: 37x30x0.8 cm + shoulder strap 115x8 cm.

### SPORT BLUE POLO SHIRT



#### MAN: 70.190.01-21MR

#### WOMAN: 70.190.01-21WR

Short sleeve two button polo shirt, side slits.  
Red band under the collar. Ribbed collar and sleeves. Fabric: 100% cotton piquet, 190 g.  
Colour: blue with red inserts. Available sizes: MAN XS, S, M, L, XL, XXL, XXXL.  
Available sizes: WOMAN XS, S, M, L, XL, XXL.

### SPORT WHITE POLO SHIRT



#### MAN: 70.190.01-21MW

#### WOMAN: 70.190.01-21WV

Short sleeve two button polo shirt, side slits.  
Ribbed collar and sleeves. Fabric: 100% cotton piquet, 190 g.  
Colour: white with blue inserts. Available sizes: MAN XS, S, M, L, XL, XXL, XXXL.  
Available sizes: WOMAN XS, S, M, L, XL, XXL.

### THERMAL CUP/WATER BOTTLE

#BLUEPLANET



#### 70.199.26-21MR

Made of SS, anti-slip rubber finishing. Keeps temperature up to 90 min.  
Colour: red.  
Capacity: 450 ml.

### BADGE LANYARDS

#### 70.199.20

Neck badge satin lanyard with standard shackle.  
Colour: red. Dimensions: 2x47 cm.



### KEYRING

#### 70.199.16-210

Floating keyring.  
Material: EVA 12 mm + central support in white PVC.  
White lanyard with 3 cylinders (blue, white, red) in EVA + metal ring  
Measures: 6x10 cm.

### CLASSIC SWEATSHIRT



#### 70.190.11-21MB

Full zip two pocket sweatshirt. Ribbed hem and cuffs. Colour: blue with white inserts.  
Fabric: 70% cotton 30% polyester, 330 g.  
Model: Unisex.  
Available sizes: XS, S, M, L, XL, XXL, XXXL.

### CLASSIC SOFTSHELL



#### 70.199.40

Three pocket softshell.  
Colour: blue with white and red inserts.  
Fabric: 310 g.  
Model: Unisex.  
Available sizes: XS, S, M, L, XL, XXL, XXXL.

### FLAG

Print with perimeter stitching and two laces on the two corners. Material: 115 gr windproof nautical cloth.

#### 70.199.23: Rectangular (100x150)

#### 70.199.23-04: Rectangular (220x150)

Sublimatic printing, complete with rod, round steel base and bag.  
Outdoors and indoors. Material: Windproof nautical towel 110 gr.

#### 70.199.23-01

#### Small drop (95,7x216,5 cm)

#### 70.199.23-02

#### Large drop (122,9x301,3 cm)

#### 70.199.23-03

#### Large sail (91,2x346 cm)



### CLASSIC CAP



#### 70.190.04-21B

Cap with DRY-TECH inner lining, suitable for outdoor sports. Pre-curved brim and embroidered eyelets. Closure: velcro and PVC strip. Colour: blue. Fabric: UPF50+, 75% nylon, 20% cotton, 5% elastan  
Model: Unisex. One size fits all

### SPORT CAP



#### 70.190.04-21W

Cap with pre-curved brim, embroidered eyelets and eyelet for lanyard attachment. Closure: velcro.  
Colour: white with blue and red inserts.  
Fabric: 100% cotton. Model: Unisex.  
One size fits all

### STICKERS



#### 70.199.12-01 (20x16 cm) 2 pcs

#### 70.199.12-02 (40x4,2 cm) 2 pcs

#### 70.199.19 (corner 45x42 cm) 1 pcs

PVC sticker with Osculati logo.

### BALL PEN



#### 70.199.25-21BR

Metal ball point with blue or red refill and touch pen tip. Sold in the two colours depending on availability.  
Dimensions: Ø 8x142 mm.



#blueplanet

# Osculati x One Ocean Foundation

One Ocean Foundation was established with the aim of accelerating solutions to ocean problems by inspiring international leaders, promoting a sustainable blue economy, and improving ocean literacy. Over the past four years, One Ocean Foundation has collaborated with high-level institutions, research centers, and universities.

**Osculati is proud to have supported the research project for the repopulation of Posidonia "Blue Carbon Project"**, aimed at restoring the Posidonia oceanica meadow in the seabed of the Marine Protected Area of Isola di Bergoggi (Savona) in Liguria, thus contributing to the conservation of our precious marine ecosystem.

Here are some of the project achievements:



Quarterly site monitoring showed an excellent **survival rate of 81% for the transplanted seedlings**, one year after the intervention.



The mats used in the transplant are well anchored, and the seedlings successfully **resisted the strong winter storms**.



In April, we organized the **first educational activity**, involving about 40 students from the Bergoggi elementary school.



**The documentary on the project was presented at the Riviera Film Festival** and during **One Ocean Week Milano**, generating great interest.



**The first scientific article** on the Posidonia oceanica reforestation project **has been published**, documenting progress and challenges.



Download our report  
here!



[www.osculati.com/ESG](http://www.osculati.com/ESG)

# OUR SALES NETWORK

## HEAD OFFICE

### OSCOLATI S.r.l.

Via Pacinotti, 12 - 20054 Segrate (Milano) - Italy  
Phone: +39 02 2699 111  
sales@osculati.it  
www.osculati.com

## FRANCE

### BARBARA BIANCHI

Départements 06 - 83 et Principauté de Monaco  
Mobile: +39 366 758 2366  
barbara.bianchi@osculati.com

### EMMANUEL FOURNIER

Grand Est, Bourgogne Franche-Comté, Auvergne Rhône-Alpes,  
Occitanie, PACA (sauf 06 & 83) et Corse  
Mobile: +33 (0)660 700 303  
emmanuel.fournier@osculati.com

### CHRISTOPHE BRUNET

Départements Côte Atlantique  
Mobile: +33 (0)689 904 585  
christophe.brunet@osculati.com

### YVES LE HÉRAN-VARANGOT

Bretagne, Normandie, Paris (Île de France),  
Centre-Val de Loire, Hauts-de-France et Belgique (Sud E40)  
Luxembourg  
Phone: +33 (0)2 9958 5564  
Mobile: +33 (0)6 6066 6138  
yves.leheran@osculati.com

## SWITZERLAND, CZECH REPUBLIC, HUNGARY, SLOVAKIA, AUSTRIA, MALTA, CYPRUS

### CHIARA PAGNONI

Mobile: +39 347 4466003  
chiara.pagnoni@osculati.com

## GERMANY

### CLAUS JETSCHIN

Phone: +49 (0)89 4423 7182  
claus.jetschin@osculati.com

## POLAND, ESTONIA, LATVIA, LITHUANIA, ROMANIA, BULGARIA, UKRAINE, RUSSIA

### GIOVANNA GUSMEROLI

Mobile: +49 (0)176 2366 8170  
giovanna.gusmeroli@osculati.com

## UNITED KINGDOM, FINLAND, IRELAND, NORTHERN IRELAND, SOUTH AFRICA

### IAN STEVENSON

Mobile: +44 (0)7720 419061  
ian.stevenson@osculati.com

## SWEDEN, NORWAY

### SIMEN FLAK FEKJÆR

Mobile: +47 40 63 82 99  
simen.fekjaer@osculati.com

## THE NETHERLANDS, BELGIUM north of E40, DENMARK

### HARMANNUS TIMMER

Phone: +31 (0)85 0043941  
Mobile: +31 (0)62 1261404  
harmannus.timmer@osculati.com

## SLOVENIA, CROATIA, BOSNIA AND HERZEGOVINA, SERBIA, MONTENEGRO, NORTH MACEDONIA

### UNIMAR S.r.l.

Via J.Ressel, 2/7 - 34018 San Dorligo della Valle (TS) - Italy  
Phone: +39 040 661691 - info@unimar.org - www.unimar.org

### UNIMAR RIJEKA d.o.o.

Preluk 6a - 51000 RIJEKA - HRVATSKA - Croazia  
Phone: +385 (0)51 512680 - unimar@unimar.hr - www.unimar.hr

## SPAIN, PORTUGAL, SOUTH AMERICA

### ROSA LUCARELLI

Phone: +39 342 9595684  
rosa.lucarelli@osculati.com



[www.OSCULATI.com](http://www.OSCULATI.com)

FSC

Code 70.199.90EN



8 033137 226373

**We are in 100 countries worldwide,  
contact us for your nearest distributor.**